

1<sup>st</sup> HALF YEARLY MONITORING REPORT OF YEAR  
2014-15 OF  
CENTRE FOR DEVELOPMENT COMMUNICATION AND  
STUDIES (CDECS) OF  
MDM FOR THE STATE OF MAHARASHTRA FOR THE  
PERIOD OF  
1<sup>st</sup> April, 2014 to 30<sup>th</sup> September, 2014



**Districts Covered**

- 1. Nandurbar 2. Mumbai-sub 3. Ahmadnagar 4. Jalgaon**



# FOREWORD

**Over** the period of last 10 years, various kinds of activities have been conducted under this programme throughout the country and every year the progress and problems relating to implementation of this programme have been analyzed and reviewed at National level allocated with some grants and manpower to conduct the programme related activities with more vigour and enthusiasm. But, what have been achieved out of those elaborate, exhaustive programme activities? It is required to examine the progress of this programme. The Government of India, (its Ministry of Human Resource Development) has, therefore, intended to gather data on progress of the programme through a detailed monitoring of some sample districts during the period from 1.04.2014 to 30.09.2014 (six months). The monitoring Team of our organization has been set up under the leadership of Dr. Upendra K. Singh who facilitated in preparation of this report after collating the relevant data obtained through their monitoring visits to sample schools of 04 Districts of Maharashtra (Nandurbar, Mumbai-sub, Ahmadnagar & Jalgaon). The process of participatory monitoring has been set up in the whole process.

I would appreciate the genuine efforts of Dr. Singh and his team who could prepare the report within the time assigned by the Government of India. I hope the findings of the report would be helpful to the Government of India and the MDM department, Government of Maharashtra and District Project Office team to understand the grassroots level achievements and present system of operation of the programme and accordingly, take measures to improve the overall functioning of the programme to achieve the major goals. Our team also tried to have supportive role in the process, especially of the district officials so that they could feel motivated and empowered towards the MDM in the district with the positive and critical inputs from the MI.

**Chairman,  
CDECS,  
133 (First Floor), Devi Nagar, Nannu Marg,  
Sodala, Jaipur -302019  
0141-2294988/ 2295533;  
Email: [cdecsjpr@sify.com](mailto:cdecsjpr@sify.com),**

10<sup>th</sup> November, 2014

# ACKNOWLEDGEMENT

**The** First Half Yearly Monitoring report of Financial Year 2014-15 has been prepared for the State of Maharashtra revealing the progress of the Mid-Day Meal (MDM) in Maharashtra from 1.04.2014 to 30.09.2014. The facts giving details of implementation of the MDM have been examined and analyzed, especially pertaining to the progress made by the Districts of Nandurbar, Mumbai-sub, Ahmadnagar & Jalgaon. The empirical data have been obtained from the sample respondents like heads of institutions, teachers, community leaders, parents, students, etc.

This report is an outcome of the kind cooperation of the following persons to whom we acknowledge our gratefulness.

1. Mr. Mahaveer Mane, Director, Department of Primary Education & State Nodal Officer for Mid-Day Meal, Govt. of Maharashtra.
2. Mr. Mahesh Palkar, Deputy Director MDM, Directorate of Primary Education, Pune & all our sample respondents, who have extended their cooperation to us without any hesitation during monitoring work.

Our Special thanks to Mr. Rajarshi Bhattacharya, IAS, Secretary, Department of Education & Literacy, Ministry of HRD, Gol. We are thankful to Joint Secretary, Department of Education & Literacy, Ministry of HRD for his deep concern for the task of MI and also his support in order to complete the monitoring in the districts of the State of Maharashtra. We owe our thanks to Deputy Secretary & Under Secretary of Department of Education & Literacy, Ministry of HRD, Gol for their concern and support.

We express our deep sense of gratitude to Mr. Gaya Prasad, Director, MDM, for time to time guidance in undertaking the monitoring activities in Maharashtra State. We owe our gratitude to officials of MDM Department who were kind enough to share various provisions and processes about the MDM time to time.

We express our thanks to Ms. Mridula Sirkar, Consultant, MDM, Technical Support Group (TSG), EDCIL, New Delhi who have continuously supported us at every stage of this study.

Our thanks are also due to the whole team of CDECS for their patience and hard work which really helped in bringing out this report. We hope that the findings of this report will be useful to various people concerned with funding, planning, implementation and research on MDM in the State of Maharashtra.

**Dr. Upendra K. Singh**  
Nodal Officer,  
CENTRE FOR DEVELOPMENT  
COMMUNICATION AND STUDIES (CDECS)

**10 November, 2014**

## Contents

S. No.	Particulars	Page Number
1.	Foreword	2
2.	Acknowledgement	3
3.	General Information	5-7
4.	Consolidated Report for the districts of Nandurbar, Mumbai –sub, Ahmadnagar & Jalgaon for the period -1 <sup>st</sup> April, 2014 to 30 <sup>th</sup> September, 2014	8-16
5.	Half Yearly Monitoring Report on SSA for District-1- Nandurbar	17-36
6.	Half Yearly Monitoring Report on SSA for District-2- Mumbai-sub	38-56
7.	Half Yearly Monitoring Report on SSA for District-3- Ahmadnagar	58-77
8.	Half Yearly Monitoring Report on SSA for District-4- Jalgaon	79-99
	<b>Annexure</b>	
	List of Schools Covered in each district	37, 57, 78 &100
	List of Abbreviations	101
	Comments of Directorate of education, Maharashtra State on Draft report of MDM	102

**FIRST HALF YEARLY MONITORING REPORT 2014-15 OF CENTRE FOR DEVELOPMENT COMMUNICATION AND STUDIES (CDECS) ON MID DAY MEAL (MDM) FOR THE STATE OF MAHARASHTRA FOR THE PERIOD OF 1<sup>st</sup> April, 2014 to 30<sup>th</sup> September, 2014**

<b>1. General Information</b>																																					
<b>S. No.</b>	<b>Information</b>	<b>Details</b>																																			
1.	Period of the report	<i>1<sup>st</sup> April, 2014 to 30<sup>th</sup> September, 2014</i>																																			
2.	Number of Districts allotted	04																																			
3.	Districts' name	<b>Nandurbar, Mumbai-sub, Ahmadnagar &amp; Jalgaon</b>																																			
<b>Month of visit to the Districts/Schools</b>																																					
4.	Month of visit to the Districts / Schools	District-1(Nandurbar) - 19 Aug., 2014 to 28 Aug., 2014 District-2(Ahmadnagar)- 2 Sept. to 10 Sept., 2014 District-1(Jalgaon) - 26 Aug., 2014 to Sept., 2014 District-2(Mumbai-sub)- 6 Sept. to 15 Sept., 2014																																			
5.	Total number of elementary schools (primary and upper primary to be counted separately) in the Districts covered by MI.  (Information is to be given district- wise i.e. District 1, District 2, District 3 etc.)	<table border="1"> <thead> <tr> <th rowspan="2">S.No.</th> <th rowspan="2">District</th> <th colspan="3">Total schools</th> </tr> <tr> <th>PS</th> <th>UPS</th> <th>Total</th> </tr> </thead> <tbody> <tr> <td>1.</td> <td>Nandurbar</td> <td>-</td> <td>-</td> <td>1771</td> </tr> <tr> <td>2.</td> <td>Ahmadnagar</td> <td>-</td> <td>-</td> <td>4304</td> </tr> <tr> <td>3.</td> <td>Jalgaon</td> <td>-</td> <td>-</td> <td>2392</td> </tr> <tr> <td>4.</td> <td>Mumbai-sub</td> <td>-</td> <td>-</td> <td>2082</td> </tr> </tbody> </table>			S.No.	District	Total schools			PS	UPS	Total	1.	Nandurbar	-	-	1771	2.	Ahmadnagar	-	-	4304	3.	Jalgaon	-	-	2392	4.	Mumbai-sub	-	-	2082					
S.No.	District	Total schools																																			
		PS	UPS	Total																																	
1.	Nandurbar	-	-	1771																																	
2.	Ahmadnagar	-	-	4304																																	
3.	Jalgaon	-	-	2392																																	
4.	Mumbai-sub	-	-	2082																																	
6.	Number of elementary schools monitored (primary and upper primary to be counted separately)  Information is to be given district-wise i.e. District 1, District 2, District 3 etc)	<table border="1"> <thead> <tr> <th rowspan="2">S.No.</th> <th rowspan="2">District</th> <th colspan="3">Type of School</th> </tr> <tr> <th>PS</th> <th>UPS</th> <th>STCs</th> </tr> </thead> <tbody> <tr> <td>1</td> <td>Nandurbar</td> <td>27</td> <td>13</td> <td>0</td> </tr> <tr> <td>2</td> <td>Ahmadnagar</td> <td>26</td> <td>14</td> <td>0</td> </tr> <tr> <td>3</td> <td>Jalgaon</td> <td>16</td> <td>19</td> <td>5</td> </tr> <tr> <td>4</td> <td>Mumbai-sub</td> <td>5</td> <td>28</td> <td>7</td> </tr> <tr> <td colspan="2">Total</td> <td>74</td> <td>74</td> <td>12</td> </tr> </tbody> </table>			S.No.	District	Type of School			PS	UPS	STCs	1	Nandurbar	27	13	0	2	Ahmadnagar	26	14	0	3	Jalgaon	16	19	5	4	Mumbai-sub	5	28	7	Total		74	74	12
S.No.	District	Type of School																																			
		PS	UPS	STCs																																	
1	Nandurbar	27	13	0																																	
2	Ahmadnagar	26	14	0																																	
3	Jalgaon	16	19	5																																	
4	Mumbai-sub	5	28	7																																	
Total		74	74	12																																	

7.	<b>Types of schools visited</b>	
a)	Special training centres -(STCs)	District -1 (Nandurbar) - No (0) District -2 (Mumbai-sub) - Yes (7) District -3 (Ahmadnagar) - No (0) District -4 (Jalgaon) - Yes (5)
c)	Schools in Urban Areas	District -1 (Nandurbar) -Yes (4) District -2 (Mumbai-sub) -Yes (26) District -3 (Ahmadnagar) - Yes (5) District -4 (Jalgaon) - Yes (10)
d)	Schools sanctioned with Civil Works	District -1 (Nandurbar) - Yes (5) District -2 (Mumbai-sub) - Yes (2) District -3 (Ahmadnagar) - Yes (4) District -4 (Jalgaon) - Yes (4)
e)	Schools from NPEGEL Blocks	District-1( Nandurbar ) - 0 District-2( Mumbai-sub) - 0 District-3( Ahmadnagar ) - 0 District-4 ( Jalgaon )- 0
f)	Schools having CWSN	District -1 (Nandurbar) - Yes (8) District -2 (Mumbai-sub) - Yes (11) District -3 (Ahmadnagar) - Yes (10) District -4 (Jalgaon) - Yes (7)
g)	Schools covered under CAL programme	District -1 (Nandurbar) - Yes (8) District -2 (Mumbai-sub) - Yes (9) District -3 (Ahmadnagar) - Yes (9) District -4 (Jalgaon) - Yes (6)
h)	KGBVs	District -1 (Nandurbar) -Yes (3) District -2 (Mumbai-sub) -No (0) District -3 (Ahmadnagar) - No (0) District -4 (Jalgaon) - No (0)
8.	Number of schools visited by Nodal Officer of the Monitoring Institute (All 04 districts)	24 Schools
9.	Whether the draft report has been shared with the SPO : YES / NO	Yes
10.	After submission of the draft report to the SPO whether the MI has received any comments from the SPO: YES / NO	Yes
11.	Before sending the reports to the GOI whether the MI has shared the report	Yes

	with SPO: YES / NO	
12.	Details regarding discussion held with State officials	<p>Prior to taking up the field level study we had discussions with State Officials namely State Project Director, SSA, Maharashtra, Joint Director, Joint Director (F&amp;A), Dy. Director (Project), Asst. Director (Research &amp; Evaluation), Sr. Consultants &amp; MIS and other officials of State office.</p> <p>The MDM representatives also participated in the State level preliminary meeting. The State team helped us by intimating the district about the monitoring and visit date. They also instructed the district for necessary support as per the GOI letter and requirement.</p>
13.	Selection Criteria for Schools	<p>The selection of sample schools was done as per the TOR of Ministry of HRD. In total, 40 Schools of various categories have been selected.</p> <p>The purposive sampling technique and stratified random sampling technique have been used. Thus, through random sampling technique the sample schools have been selected. The district and Block officials were also involved.</p>
14.	<b>Items to be attached with the report:</b>	
	A. List of Schools with DISE code visited by MI.	Yes
	B. Copy of Office order, notification etc. discussed in the report.	Yes
	C. District Summary of the school reports	Yes
	D. Any other relevant documents.	Yes

# **Consolidated Report of district covered during First Monitoring under MDM in Maharashtra (2014-15)**

## **District 1 :(Nandurbar)**

**(a) Regularity in serving MDM:** Hot cooked MDM was served to all 37 sample schools (100%) visited by MI on the day of visit.

**(b) Regularity in delivering food grains to Schools:** Out of 37 sample schools visited by MI for MDM, 36 sample schools (97%) received food grains regularly, whereas 01 sample school (3%) did not receive food grains regularly. Regarding availability of buffer stock of one month, 36 sample schools (97%) reported that buffer stock of one month was available, whereas 01 sample school (3%) reported that buffer stock of one month was not available. Out of 37 sample schools where MDM was prepared at school, in 30 sample schools (81%) food grains were of "A" quality decided by FAQ, whereas in 07 sample schools (19%) the same was not reported.

**(c) Regularity in delivering cooking cost to Schools:** Out of 37 sample schools visited by MI for MDM, all the 37 sample schools (100%) did not receive cooking cost in advance. The duration of delay in all the 37 sample schools (100%) was for more than 30 days.

**(d) Social Equity:** In all the 37 schools (100%) where MDM was served to children, no discrimination (gender, caste and community) in cooking or serving or seating arrangements has been observed by MI.

**(e) Variety of Menu:** Out of 37 sample schools where MDM was monitored by MI, in 25 sample schools (68%) MDM menu was displayed, whereas in 12 sample schools (32%) MDM menu was not displayed. All the 37 sample schools (100%) adhered to the menu displayed. Menu includes locally available ingredients in 31 sample schools (84%), whereas in 06 sample schools (16%) the same was not reported. Daily menu includes rice, dal and vegetables. Wheat preparation is not included in MDM.

**(f) Quality and Quantity of MDM:** Out of 37 sample schools where MDM was served to children, in all the 37 sample schools (100%) children were satisfied with the quality of meal. Similarly, out of 37 sample schools where MDM was served to children, in all the 37 sample schools (100%) children were satisfied with the quantity of meal. In all the 37 sample schools (100%) children were satisfied with quantity of pulse in MDM. Regarding quantity of leafy vegetables in MDM, in 31 sample schools (84%) children were satisfied, whereas in 06 sample schools (16%) children were not satisfied. The use of iodized salt and not the double fortified salt in MDM was reported in all the 37 sample schools (100%). In all the 37 sample schools (100%) children took MDM happily.

**(g) Status of Cook:** Out of 37 sample schools where MDM was monitored by MI, in all the 37 sample schools (100%) MDM was prepared by the cook of Bachat Ghat at the school level. In 36 sample schools (97%) where MDM was prepared at school level, number of cooks and helpers was adequate to meet the requirement of the school, whereas in 01 sample school (3%) number of cooks and helpers was not adequate to meet the requirement of the school. Out of 37 sample schools where MDM was prepared by the cook appointed by SMC/ Bachat Ghat, in all the 37 sample schools (100%) remuneration was not paid to cooks/helpers regularly. Out of 74 female cooks who were engaged in MDM cooking in 37 sample schools visited by MI, 01 cook (1%) was Scheduled castes (SC), 45 cooks (61%) were Scheduled tribes (ST), 27 cooks were (37%) OBC and 01 cook (1%) belonged to general category. Health check-up of cook-cum-helpers was reported in 18 sample schools (49%), whereas in 19 sample schools (51%) the same was not reported.

**(h) Display of Information under RTE Act 2009:** Date of receipt of food grains and its quantity was not displayed in any of 37 sample schools (100%) visited by MI for MDM monitoring. Balance quantity of food grains utilized during the month was not displayed in any of 37 sample schools (100%) visited



by MI for MDM monitoring. Number of students availed MDM was not displayed in any of 37 sample schools (100%) visited by MI for MDM monitoring. Display of MDM logo at prominent place was reported in 07 sample schools (19%), whereas in 30 sample schools (81%) the same was not displayed.

**(i) Convergence with Other Schemes:** In all the 37 sample schools (100 %) MDM had convergence with SSA in using the grants of SSA for purchase of first aid kit items and plates, towel & soaps etc. School Health Card for each School child was maintained in all the 37 sample schools (100%). In 31 sample schools (84%) children were given micronutrients (Iron, folic acid, vitamin – A dosage) and de-worming medicine in the schools through Medical and Health Department, whereas in 06 sample schools (16%) children were not given micronutrients (Iron, folic acid, vitamin – A dosage) and de-worming medicine in the schools through Medical and Health Department. Height and weight record of the children is being indicated in the school health card in 32 sample schools (86.5%), whereas in 05 sample schools (13.5%) the same was not reported. Availability of the first aid medical kit was reported in 31 schools (84%), whereas in 06 sample schools (16%) the first aid medical kit was not reported.

**(j) Infrastructure for MDM:** Out of 37 sample schools where MDM was monitored by MI, pucca kitchen shed-cum-store was constructed in 34 (92%) sample schools, whereas in 03 sample schools (8%) pucca kitchen shed-cum-store was not constructed. Out of 34 sample schools where pucca kitchen-shed cum store had been constructed it was being used in 32 schools (94%). In 02 sample schools (6%) newly constructed pucca kitchen-shed cum store was not in use. Out of 35 sample schools where Kitchen-cum-store was either constructed or under construction, it was constructed under MDM scheme in all the 35 (100%) sample schools. In the sample schools visited by MI where pucca kitchen shed cum store had not been constructed for preparing MDM, food was being cooked in the open/ school classroom/ thatched roof temporarily made. In 33 sample schools (89%) firewood was used for MDM preparation, whereas in 04 sample schools (11%) gas was used for MDM preparation. Utensils used for cooking and serving food were adequate in all the 37 sample schools (100%), where MDM was prepared at school. In 24 sample schools (65%) eating plates for children taking MDM were available in the school, whereas in 13 sample schools (35%) eating plates for children taking MDM were not available in the school. In 30 sample schools (81%) storage bins were available for food grains, whereas in 07 sample schools (19%) storage bins were not available for food grains. Out of 37 sample schools visited by MI, in all the 37 sample schools (100%) toilets were available. Drinking water supply was available in 29 sample schools (78%) visited by MI, whereas in 08 sample schools (22%) drinking water supply was not available in the school campus. Availability of fire extinguisher was reported in 29 sample schools (78%), whereas in 08 sample schools (22%) availability of fire extinguisher was not reported. Regarding functional status of fire extinguisher, the same was reported in 16 sample schools (55%) out of 29 sample schools where the availability of fire extinguisher was reported. In 13 sample schools (45%) the functionality of the same was not reported.

**(k) Community Participation:** In all the 37 sample schools (100%) Gram Panchayat /SMC members participated in supervision and monitoring of MDM. The extent of monitoring MDM was daily in 10 sample schools (27%), weekly in 15 sample schools (41%), fortnightly in 01 sample school (3%), monitoring MDM was monthly in 09 sample schools (24%) and more than two months in 02 sample schools (5%). In 01 sample school (3%) less than six SMC meetings was held during last one year, whereas in 36 sample schools (97%) 6 to 12 SMC meetings were held during last one year. Regarding frequency of discussion on MDM in SMC meetings, in 09 sample schools (24%) issues related to MDM were discussed in one to five meetings, in 21 sample schools (57%) issues related to MDM were discussed in six to ten meeting and in 07 sample schools (19%) issues related to MDM were discussed in more than ten meetings.

**(l) Inspection and Supervision:** Inspection register was available in all the 37 sample schools (100%). Out of 37 sample schools, where MDM was served to children, only 04 sample schools (11%) had been inspected by state level MDM officials. 23 sample schools (62%) had been inspected by district level MDM officials, whereas all the 37 sample schools (100%) had been inspected by block/taluka level officials. The frequency of MDM district level officials' inspection was fortnightly in 03 sample schools (12.5%), monthly in 01 sample school (4.2%), quarterly in 08 sample schools (33.3%) and yearly in 12 sample schools (50%). The frequency of MDM block level officials' inspection was weekly in 02 sample schools (5%), fortnightly in 09 sample schools (24%), monthly in 25 sample schools (68%), and quarterly in 01 sample school (3%) and yearly in 03 sample schools (8%).

**(m) Impact:** In 14 sample schools (38%) teachers /headmasters reported (as per their perception) that MDM improved the enrolment, whereas in 27 schools (73%) teachers reported that MDM improved attendance of children in schools and in 32 sample schools (86.5%) teachers reported that MDM improved general well being (nutritional status) of children.

### **District 2 :(Mumbai-sub)**

**(a) Regularity in serving MDM:** MDM was served to all 33 sample schools (100%). visited by MI on the day of visit. However, MDM served to children was not hot as it was supplied by SHG/NGO whose kitchen was located at a distance of 5-15 kms and they cooked for 7-20 schools. Also, the MDM was supplied in normal container and not in hot case.

**(b) Regularity in delivering food grains to Schools:** In all the 33 sample schools (100%) visited by MI, MDM is supplied by SHG. Thus, food grains are not delivered in school. It has been given to SHG directly from FCI.

**(c) Regularity in delivering cooking cost to Schools:** In all the 33 sample schools (100%) visited by MI, MDM is supplied by SHG. Thus, cooking conversion cost was given to SHGs. The conversion cost to SHGs was given after submission of bill after a month. The SHGs were receiving the conversion cost regularly after submission of verified bills etc.

**(d) Social Equity:** In all the 33 schools (100%) where MDM was served to children, no discrimination (gender, caste and community) in cooking or serving or seating arrangements has been observed by MI.

**(e) Variety of Menu:** Out of 33 sample schools where MDM was monitored by MI, in 10 sample schools (30%) MDM menu was displayed, whereas in 23 sample schools (70%) MDM menu was not displayed. 31 sample schools (94%) adhered to the menu displayed, whereas in 02 sample schools (6%) adherence to menu was not reported. Menu includes locally available ingredients in 23 sample schools (70%), whereas in 10 sample schools (30%) the same was not reported. Daily menu includes rice, dal and vegetables. Wheat preparation is not included in MDM.

**(f) Quality and Quantity of MDM:** Out of 33 sample schools where MDM was served to children, in 30 sample schools (91%) children were satisfied with the quality of meal, whereas in 03 sample schools (9%) children were not satisfied with the quality of meal. Similarly, out of 33 sample schools where MDM was served to children, in 30 sample schools (91%) children were satisfied with the quantity of meal, whereas in 03 sample schools (9%) children were not satisfied with the quantity of meal. In 31 sample schools (94%) children were satisfied with quantity of pulse in MDM, whereas in 02 sample schools (6%) the same was not reported. Regarding quantity of leafy vegetables in MDM, in 31 sample schools (94%) children were satisfied, whereas in 02 sample schools (6%) children were not satisfied. In 31 sample schools (94%) children took MDM happily, whereas in 02 sample schools (6%) the same was not reported.

**(g) Status of Cook:** In all the 33 sample schools (100%) visited by MI, MDM was supplied by SHG. Regarding serving of MDM, it was served by helper of SHG in 21 schools (63%), whereas in 12 (27%) schools it was served by teachers. In these schools responsibility was undertaken by school teachers.

**(h) Display of Information under RTE Act 2009:** Date of receipt of food grains and its quantity was not displayed in any of the 33 sample schools (100%) as it was not Number of students availed MDM was not displayed in any of 33 sample schools (100%). Display of MDM logo at prominent place was not reported in any of 33 sample schools.

**(i) Convergence with Other Schemes:** In all the 33 sample schools (100%) MDM had convergence with SSA. School Health Card for each School child was maintained in 32 sample schools (97%), whereas in 01 sample school (3%) the same was not reported. In 18 sample schools (54.5%) children were given micronutrients (Iron, folic acid, vitamin – A dosage) and de-worming medicine in the schools through Medical and Health Department, whereas in 15 sample schools (45.5%) children were not given micronutrients (Iron, folic acid, vitamin – A dosage) and de-worming medicine in the schools through Medical and Health Department. Height and weight record of the children is being indicated in the school health card in 32 sample schools (97%), whereas in 01 sample school (3%) the same was not reported. Availability of the first aid medical kit was reported in 30 sample schools (91%), whereas in 03 sample schools (9%) the first aid medical kit was not reported. Dental and eye check-up was included in the screening in 16 sample schools (48.5%), whereas in 17 sample schools (51.5%) dental and eye check-up was not included in the screening.

**(j) Infrastructure for MDM:** Tiffin and water bottles were distributed to children by BMC (Bombay Municipal Corporation). Hence, availability of tiffin for each child was reported in 31 sample schools (94%), whereas in 02 sample schools (6%) availability of tiffin for each child was not reported. Availability of toilet was reported in all the 33 sample schools (100%). In 30 sample schools (91%) separate toilets for the boys and girls were available, whereas in 03 sample schools (9%) separate toilets for the boys and girls were not available. In 32 sample schools (97%) toilets are usable, whereas in 01 sample school (3%) the same was not reported. Drinking water supply was available in all the 33 sample schools (100%) visited by MI. Regarding source of drinking water, in all the 33 schools (100%) where drinking water was available, it was tap water. Availability of fire extinguisher was reported in 31 sample schools (94%), whereas in 02 sample schools (6%) the availability of the same was not reported. Regarding functional status of fire extinguisher, the same was reported in 13 sample schools (42%).

**(k) Community Participation:** In 28 sample schools (85%) urban body councilors /SMC members participated in supervision and monitoring of MDM, whereas in 05 sample schools (15%) the same was not followed. The extent of monitoring MDM was weekly in 06 sample schools (21%), fortnightly in 05 sample schools (18%), monitoring MDM was monthly in 14 sample schools (50%) and monitoring MDM was for more than two months in 03 sample schools (11%). In 02 sample schools (6%) less than six SMC meetings was held during last one year, whereas in 31 sample schools (94%) 6 to 12 SMC meetings were held during last one year. Regarding frequency of discussion on MDM in SMC meetings, in 25 sample schools (76%) issues related to MDM were discussed in one to five meetings, in 06 sample schools (18%) issues related to MDM were discussed in six to ten meeting and in 02 sample schools (6%) issues related to MDM were discussed in more than ten meetings.

**(l) Inspection and Supervision:** Inspection register was available in 28 sample schools (85%), whereas in 05 sample schools (15%) inspection register was not available. School has not received any funds under MME component in any of 33 sample schools (100%). Out of 33 sample schools where MDM was served to children, none of the sample school had been inspected by state level MDM officials. 21 sample schools (64%) had been inspected by district level MDM officials, whereas 28 sample schools (85%) had been inspected by zonal level officials. Thus, monitoring by State officials was not a regular phenomenon. The frequency of MDM district level officials' inspection monthly in 03 sample schools (14%), was quarterly in 01 sample school (5%) and yearly in 17 sample schools (81%). The frequency of MDM block level officials' inspection was fortnightly in 02 sample schools (7%) and monthly in 26 sample schools (93%).

**(m) Impact:** In 09 sample schools (27%) teachers /headmasters reported (as per their perception) that MDM improved the enrolment, whereas in 21 sample schools (64%) teachers reported that MDM improved attendance of children in schools and in 31 sample schools (94%) teachers reported that MDM improved general well being (nutritional status) of children.

### **District 3 :(Ahmadnagar)**

**(a) Regularity in serving MDM:** Hot cooked MDM was served to all 40 sample schools (100%) visited by MI on the day of visit.

**(b) Regularity in delivering food grains to Schools:** Out of 40 sample schools visited by MI for MDM, all the 40 sample schools (100%) received food grains regularly. Regarding availability of buffer stock of one month, all the 40 sample schools (100%) reported that buffer stock of one month was available. Out of 40 sample schools where MDM was prepared at school, in 28 sample schools (70%) food grains were of "A" quality decided by FAQ, whereas in 12 sample schools (30%) the same was not reported

**(c) Regularity in delivering cooking cost to Schools:** Out of 40 sample schools visited by MI for MDM, all the 40 sample schools (100%) did not receive cooking cost in advance. The duration of delay in all the 40 sample schools (100%) was for more than 30 days.

**(d) Social Equity:** In all the 40 sample schools (100%) where MDM was served to children, no discrimination (gender, caste and community) in cooking or serving or seating arrangements has been observed by MI.

**(e) Variety of Menu:** Out of 40 sample schools where MDM was monitored by MI, in 15 sample schools (37.5%) MDM menu was displayed, whereas in 25 sample schools (62.5%) MDM menu was not displayed. All the 40 sample schools (100%) adhered to the menu displayed. Menu includes locally available ingredients in 35 sample schools (87.5%), whereas in 05 sample schools (12.5%) the same was not reported. Daily menu includes rice, dal and vegetables. Wheat preparation is not included in MDM.

**(f) Quality and Quantity of MDM:** Out of 40 sample schools where MDM was served to children, in all the 40 sample schools (100%) children were satisfied with the quality of meal. Similarly, out of 40 sample schools where MDM was served to children, in all the 40 sample schools (100%) children were satisfied with the quantity of meal. In all the 40 sample schools (100%) children were satisfied with quantity of pulse in MDM. Regarding quantity of leafy vegetables in MDM, in all the 40 sample schools (100%) children were satisfied. Out of 40 sample schools where MDM was monitored by MI, use of iodized salt and not the double fortified salt in MDM was reported in 37 sample schools (92.5%), whereas in 03 sample schools(7.5%) MDM was supplied by SHG.

**(g) Status of Cook:** Out of 40 sample schools where MDM was monitored by MI, in 37 sample schools (92.5%) MDM was prepared by the cook appointed by Bachat Ghat at the school level, whereas in 03 sample schools (7.5%) MDM was supplied by SHG. Out of 37 sample schools where MDM was prepared at school level, in all the 37 sample schools (100%) number of cooks and helpers was adequate to meet the requirement of the school. Out of 37 sample schools where MDM was prepared by the cook appointed by SMC/ Bachat Ghat, in all the 37 sample schools (100%) remuneration was not paid to cooks/helpers regularly. Availability of training module for cook-cum-helpers was reported in 09 sample schools (22.5%), whereas in 31 sample schools (77.5%) the same was not reported. Also, training was imparted to cook-cum-helpers in 16 sample schools (40%), whereas in 24 sample schools (60%) training was not imparted to cook-cum-helpers. health check-up of cook-cum-helpers was reported in 36 sample schools (90%), whereas in 04 sample schools (10%) the same was not reported.

**(h) Display of Information under RTE Act 2009:** Date of receipt of food grains and its quantity was not displayed in any of 40 sample schools (100%) visited by MI for MDM monitoring. Balance quantity of food grains utilized during the month was not displayed in any of 40 sample schools (100%) visited by MI for MDM monitoring. Number of students availed MDM was not displayed in any of 40 sample schools (100%) visited by MI for MDM monitoring. Display of MDM logo at prominent place was

reported in 22 sample schools (55%), whereas in 18 sample schools (45%) the same was not displayed.

**(j) Convergence with Other Schemes:** School Health Card for each School child was maintained in 37 sample schools (92.5%), whereas in 03 sample schools (7.5%) School Health Card for each School child was not maintained. In 22 sample schools (55%) children were given micronutrients (Iron, folic acid, vitamin – A dosage) and de-worming medicine in the schools through Medical and Health Department, whereas in 18 sample schools (45%) children were not given micronutrients (Iron, folic acid, vitamin – A dosage) and de-worming medicine in the schools through Medical and Health Department. Out of 37 sample schools where availability of School Health Card was reported available, height and weight record of the children is being indicated in the school health card in 33 sample schools (89%), whereas in 04 sample schools (11%) the same was not reported. Availability of the first aid medical kit was reported in 33 sample schools (82.5%), whereas in 07 sample schools (17.5%) the first aid medical kit was not reported.

**(j) Infrastructure for MDM:** Out of 40 sample schools where MDM was monitored by MI, pucca kitchen shed-cum-store was constructed in 33 (82.5%) sample schools, whereas in 07 sample schools (17.5%) pucca kitchen shed-cum-store was not constructed. Out of 33 sample schools where pucca kitchen-shed cum store had been constructed it was being used in all the 33 sample schools (100%). In 01 sample school (2.5%) pucca kitchen-shed cum store was under construction. In 22 sample schools (55%) LPG /gas were used for MDM preparation, whereas in 18 sample schools (45%) firewood was used for MDM preparation. Utensils used for cooking and serving food were adequate in all the 37 sample schools (100%), where MDM was prepared at school level. In 38 sample schools (95%) eating plates for children taking MDM were available in the school, whereas in 02 sample schools (5%) eating plates for children taking MDM were not available in the school. In 35 sample schools (87.5%) storage bins were available for food grains, whereas in 05 sample schools (12.5%) storage bins were not available for food grains. Out of 40 sample schools visited by MI, in all the 40 schools (100%) toilets were available. Regarding availability of separate toilets for boys and girls, the same was reported in 36 sample schools (90%), whereas in 03 sample schools (7.5%) availability of separate toilets for boys and girls was not reported and in 01 sample school (2.5%) toilet was available only for girls. Drinking water supply was available in 39 sample schools (97.5%) visited by MI, whereas in 01 sample schools (2.5%) drinking water supply was not available. Availability of fire extinguisher was reported in 38 sample schools (95%), whereas in 02 sample schools (5%) availability of fire extinguisher was not reported. Regarding functional status of fire extinguisher, the same was reported in 17 sample schools (45%) out of 38 sample schools where the availability of fire extinguisher was reported, whereas in 21 sample schools (55%) the functionality of the same was not reported.

**(k) Community Participation:** In 39 sample schools (97.5%) Gram Panchayat /SMC members participated in supervision and monitoring of MDM. The extent of monitoring MDM was daily in 09 sample schools (23%), weekly in 15 sample schools (38%), fortnightly in 01 sample school (3%) and monitoring MDM was monthly in 14 sample schools (36%). In all the 40 sample schools (100%) 6 to 12 SMC meetings were held during last one year. Regarding frequency of discussion on MDM in SMC meetings, in 16 sample schools (40%) issues related to MDM were discussed in one to five meetings, in 22 sample schools (55%) issues related to MDM were discussed in six to ten meeting and in 02 sample schools (5%) issues related to MDM were discussed in more than ten meetings.

**(l) Inspection and Supervision:** Inspection register was available in 38 sample schools (95%), whereas in 02 sample schools (5%) the same was not reported. of 40 sample schools where MDM was served to children, none of the sample schools (100%) had been inspected by State level MDM officials. 25 sample schools (62.5%) had been inspected by district level MDM officials, whereas all the 40 sample schools (100%) had been inspected by block level officials. The frequency of MDM district level officials' inspection was quarterly in 02 sample schools (8%) and yearly in 23 sample schools (92%). The frequency of MDM block level officials' inspection was fortnightly in 07 sample schools (17.5%), monthly in 31 sample schools (77.5%), and quarterly in 02 sample schools (5%).

**(m) Impact:** In 11 sample schools (27.5%) teachers /headmasters reported (as per their perception) that MDM improved the enrolment, whereas in 33 sample schools (82.5%) teachers reported that MDM improved attendance of children in schools and in 39 sample schools (97.5% ) teachers reported that MDM improved general well being (nutritional status) of children. In all the 40 sample schools (100%) mid day meal has helped in improvement of the social harmony.

#### **District 4 :(Jalgaon)**

**(a) Regularity in serving MDM:** Serving hot cooked meal in the schools is the key purpose of the whole MDM programme. Hot cooked MDM was served to all 35 sample schools (100%) visited by MI on the day of visit.

**(b) Regularity in delivering food grains to Schools:** Out of 35 sample schools visited by MI for MDM, all the 35 sample schools (100%) received food grains regularly. Regarding availability of buffer stock of one month, 34 sample schools (97%) reported that buffer stock of one month was available, whereas 01 sample school (3%) reported that buffer stock of one month was not available. Out of 01 sample school where buffer stock of one month was not available, food grain for MDM was not available for less than 15 days. Out of 35 sample schools where MDM was prepared at school, in 27 sample schools (77%) food grains were of "A" quality decided by FAQ, whereas in 08 sample schools (23%) the same was not reported.

**(c) Regularity in delivering cooking cost to Schools:** Out of 35 sample schools visited by MI for MDM, all the 35 sample schools (100%) did not receive cooking cost in advance. The duration of delay in all the 35 sample schools (100%) was for more than 30 days.

**(d) Social Equity:** In all the 35 schools (100%) where MDM was served to children, no discrimination (gender, caste and community) in cooking or serving or seating arrangements has been observed by MI.

**(e) Variety of Menu:** Out of 35 sample schools where MDM was monitored by MI, in 15 sample schools (43%) MDM menu was displayed, whereas in 20 sample schools (57%) MDM menu was not displayed. All the 35 sample schools (100%) adhered to the menu displayed. Menu includes locally available ingredients in 23 sample schools (66%), whereas in 12 sample schools (34%) the same was not reported. Daily menu includes rice, dal and vegetables. Wheat preparation is not included in MDM.

**(f) Quality and Quantity of MDM:** Out of 35 sample schools where MDM was served to children, in all the 35 sample schools (100%) children were satisfied with the quality of meal. Similarly, out of 35 sample schools where MDM was served to children, in all the 35 sample schools (100%) children were satisfied with the quantity of meal. In all the 35 sample schools (100%) children were satisfied with quantity of pulse in MDM. Regarding quantity of leafy vegetables in MDM, in 33 sample schools (94%) children were satisfied, whereas in 02 sample schools (6%) children were not satisfied. Out of 35 sample schools where MDM was monitored by MI, use of iodized salt and not the double fortified salt in MDM was reported in 33 sample schools (94%), whereas in 02 sample schools(6%) the same was not reported.

**(g) Status of Cook:** Out of 35 sample schools where MDM was monitored by MI, in 25 sample schools (71%) MDM was prepared by the cook appointed by Bachat Ghat at the school level, whereas in 10 sample schools (29%) MDM was supplied by SHG. Out of 35 sample schools where MDM was prepared by the cook appointed by SMC/ Bachat Ghat, in all the 35 sample schools (100%) remuneration was not paid to cooks/helpers regularly. Out of 64 female cooks who were engaged in MDM cooking in 35 sample schools visited by MI, 03 cooks (5%) was Scheduled caste (SC), 15 cooks (23%) were Scheduled tribe (ST), 35 cooks were (55%) OBC and 11 cooks (17%) belonged to general category. Availability of training module for cook-cum-helpers was reported in 06 sample schools (17%), whereas in 29 sample schools (83%) availability of training module for cook-cum-helpers was not reported. Also, training was imparted to cook-cum-helpers in 12 sample schools (34%), whereas in 23 sample schools (66%) training was not imparted to cook-cum-helpers. Health

check-up of cook-cum-helpers was reported in 23 sample schools (66%), whereas in 12 sample schools (34%) the same was not reported.

**(h) Display of Information under RTE Act 2009:** Date of receipt of food grains and its quantity was not displayed in any of 35 sample schools (100%) visited by MI for MDM monitoring. Number of students availed MDM was not displayed in any of 35 sample schools (100%) visited by MI for MDM monitoring. In 23 sample schools (66%) MDM menu was displayed, whereas in 12 sample schools (34%) MDM menu was not displayed. Display of MDM logo at prominent place was reported in 09 sample schools (26%), whereas in 26 sample schools (74%) the same was not displayed.

**(i) Convergence with Other Schemes:** In all the 35 sample schools (100 %) MDM had convergence with SSA in using the grants of SSA for purchase of first aid kit items, towel, mirror and soaps etc. School Health Card for each School child was maintained in 31 sample schools (89%), whereas in 04 sample schools (11%) School Health Card for each School child was not maintained. In 21 sample schools (60%) children were given micronutrients (Iron, folic acid, vitamin – A dosage) and de-worming medicine in the schools through Medical and Health Department, whereas in 14 sample schools (40%) children were not given micronutrients (Iron, folic acid, vitamin – A dosage) and de-worming medicine in the schools through Medical and Health Department. Out of 31 sample schools where availability of School Health Card was reported available, height and weight record of the children is being indicated in the school health card in 15 sample schools (48%), whereas in 16 sample schools (52%) the same was not reported. Availability of the first aid medical kit was reported in 24 sample schools (69%), whereas in 11 sample schools (31%) the first aid medical kit was not reported.

**(j) Infrastructure for MDM:** Out of 35 sample schools where MDM was monitored by MI, fabricated / pucca kitchen shed-cum-store was constructed in 23 (66%) sample schools, whereas in 12 sample schools (34%) pucca /fabricated kitchen shed-cum-store was not constructed. Out of 23 sample schools where pucca/ fabricated kitchen-shed cum store had been constructed it was being used in 22 schools (96%). In 03 sample schools pucca kitchen-shed cum store was under construction. In all the 25 sample schools where MDM was prepared at school level (100%), firewood was used for MDM preparation. In 33 sample schools (94%) eating plates for children taking MDM were available in the school, whereas in 02 sample schools (6%) eating plates for children taking MDM were not available in the school. In 26 sample schools (74%) storage bins were available for food grains, whereas in 09 sample schools (26%) storage bins were not available for food grains. Out of 35 sample schools visited by MI, in 33 sample schools (94%) toilets were available, whereas in 02 sample schools (6%) toilet was not available. Regarding availability of separate toilets for boys and girls, the same was reported in 28 sample schools (85%), whereas in 01 sample school (3%) availability of separate toilets for boys and girls was not reported and 04 sample schools (12%) were either only for boys or only for girls. Drinking water supply was available in 34 sample schools (97%) visited by MI, whereas in 01 sample school (3%) drinking water supply was not available. Availability of fire extinguisher was reported in 27 sample schools (77%), whereas in 08 sample schools (23%) availability of fire extinguisher was not reported. Regarding functional status of fire extinguisher, the same was reported only in 08 sample schools (30%) out of 27 sample schools where the availability of fire extinguisher was reported, whereas in 19 sample schools (70%) the functionality of the same was not reported.

**(k) Community Participation:** In 33 sample schools (94%) Gram Panchayat /SMC members participated in supervision and monitoring of MDM. The extent of monitoring MDM was daily in 01 sample school (3%), weekly in 15 sample schools (45.4%), fortnightly in 02 sample schools (6%) and monitoring MDM was monthly in 15 sample schools (45.4%). In 04 sample schools (11%) less than six SMC meetings was held during last one year, whereas in 31 sample schools (89%) 6 to 12 SMC meetings were held during last one year. Regarding frequency of discussion on MDM in SMC meetings, in 04 sample schools (11%) issues related to MDM were discussed in one to five meetings, in 23 sample schools (66%) issues related to MDM were discussed in six to ten meeting and in 08 sample schools (23%) issues related to MDM were discussed in more than ten meetings.

**(l) Inspection and Supervision:** Inspection register was available in 33 sample schools (94%), whereas in 02 sample schools (6%) the same was not reported. School has not received any funds

*under MME component in any of 35 sample schools (100%). Out of 35 sample schools where MDM was served to children, only 01 sample school (3%) had been inspected by state level MDM officials. 22 sample schools (63%) had been inspected by district level MDM officials, whereas all the 35 sample schools (100%) had been inspected by block level officials. Thus, monitoring by State officials was not a regular phenomenon. The frequency of MDM district level officials' inspection was quarterly in 05 sample schools (23%) and yearly in 17 sample schools (77%). The frequency of MDM block level officials' inspection was fortnightly in 11 sample schools (31%), monthly in 21 sample schools (60%), and quarterly in 02 sample schools (6%) and yearly in 01 sample school (3%).*

**(m) Impact:** *In 11 sample schools (31%) teachers /headmasters reported (as per their perception) that MDM improved the enrolment, whereas in 21 sample schools (60%) teachers reported that MDM improved attendance of children in schools and in 30 sample schools (86%) teachers reported that MDM improved general well being (nutritional status) of children. In 34 sample schools (97%) mid day meal has helped in improvement of the social harmony.*



**FIRST HALF YEARLY MONITORING REPORT OF CENTRE FOR DEVELOPMENT COMMUNICATION AND STUDIES (CDECS) ON MDM FOR THE STATE OF MAHARASHTRA FOR THE PERIOD OF**

**1<sup>st</sup> April, 2014 to 30<sup>th</sup> September, 2014**

**FOR NANDURBAR DISTRICT**

<b>Name of the Monitoring Institution</b>	CENTRE FOR DEVELOPMENT COMMUNICATION AND STUDIES (CDECS)
<b>Period of the report</b>	1 <sup>st</sup> April, 2014 to 30 <sup>th</sup> September, 2014
<b>Name of the District</b>	<b>Nandurbar</b>
<b>Date of visit to the Districts/EGS/Schools</b>	19 <sup>th</sup> August, 2014 to 28 <sup>th</sup> August 2014

**1. REGULARITY IN DELIVERING FOOD GRAINS TO SCHOOL LEVEL**

**(i) Is school receiving food grain regularly? If there is delay in delivering food grains, what is the extent of delay and reasons for the same?**

Out of 37 sample schools visited by MI for MDM, 36 sample schools (97%) received food grains regularly, whereas 01 sample school (3%) did not receive food grains regularly.

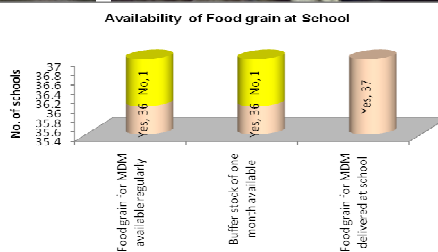


Table 1: Regular Supply of food grain in Schools

	Number	Percentage (%)
Yes	36	97
No	01	3

**(ii) Is Buffer stock of one-month's requirement is maintained?**

Regarding availability of buffer stock of one month, 36 sample schools (97%) reported that buffer stock of one month was available, whereas 01 sample school (3%) reported that buffer stock of one month was not available.

Out of 01 sample school where buffer stock of one month was not available, food grain for MDM was not available for 16 to 30 days.

Table 2: Buffer Stock of one-month's requirement maintained

	Number	Percentage (%)
Yes	36	97
No	01	3

**(iii) Is the food grains delivered at the school?**

Out of 37 sample schools where MDM was prepared at school, in all the 37 sample schools (100%) food grains were delivered at school.

**(iv) Quality of Food grains**

Out of 37 sample schools where MDM was prepared at school, in 30 sample schools (81%) food grains were of "A" quality decided by FAQ, whereas in 07



sample schools (19%) the same was not reported.

**(v) Whether food grains are released to school after adjusting the unspent balance of?**

In all the 37 sample schools (100%) food grains were released to school after adjusting the unspent balance of the previous month.

**2. TIMELY RELEASE OF FUNDS**

Out of 37 sample schools visited by MI for MDM, none of the sample schools (100%) received funds related to MDM timely. The duration of delay of release of funds from block to school was six months to one year.

### **3. REGULARITY IN DELIVERING COOKING COST TO SCHOOL LEVEL**

**(i) Is school receiving cooking cost in advance regularly? If there is delay in delivering cooking cost what is the extent of delay and reasons for it?**

Out of 37 sample schools visited by MI for MDM, all the 37 sample schools (100%) did not receive cooking cost in advance. The duration of delay in all the 37 sample schools (100%) was for more than 30 days.

Table 3: Regularity in delivering Cooking Cost

	Number	Percentage (%)
Yes	0	0
No	37	100

**(ii) In case of delay, how schools manage to ensure that there is no disruption in the feeding programme?**

The Schools arranged vegetables materials and firewood on hired basis to manage MDM cooking. Sometimes, headmaster/teacher contributed for cooking cost or as per availability of funds in SMC account they used the money for some time for MDM, too.

### **4. STATUS OF COOKS**

**(i) Who cooks and serves the meal? (Cook/helper appointed by the Department or Self Help Group, or NGO or Contractor)**

Out of 37 sample schools where MDM was monitored by MI, in all the 37 sample schools (100%) MDM was prepared by the cook of Bachat Ghat at the school level.



**(ii) Is the number of cooks and helpers adequate to meet the requirement of the school?**

In 36 sample schools (97%) where MDM was prepared at school level, number of cooks and helpers was adequate to meet the requirement of the school, whereas in 01 sample school (3%) number of cooks and helpers was not adequate to meet the requirement of the school.

**(iii) What is remuneration paid to cooks/helpers?**

Cooks were paid fixed honorarium of Rs. 1000 per month per person (cook/ cook cum helper/ cook-helper).

**(iv) Are the remuneration paid to cooks/helpers regularly?**

Out of 37 sample schools where MDM was prepared by the cook appointed by SMC/ Bachat Ghat, in all the 37 sample schools (100%) remuneration was not paid to cooks/helpers regularly.

**(v) Social Composition of cooks /helpers? (SC/ST/OBC/Minority)**

Out of 74 female cooks who were engaged in MDM cooking in 37 sample schools visited by MI, 01 cook (1%) was Scheduled castes (SC), 45 cooks (61%) were Scheduled tribes (ST), 27 cooks were(37%) OBC and 01 cook (1%) belonged to general category.




**(v) Availability of training module for cook-cum-helpers and training to them?**

Availability of training module for cook-cum-helpers was reported in 13 sample schools (35%), whereas in 24 sample schools (65%) availability of training module was not reported. Also, training was imparted to cook-cum-helpers in 29 sample schools (78%), whereas in 08 sample schools (22%) training was not imparted to cook-cum-helpers.

**(vi) Cook-cum-helpers were engaged to serve the meal to the children in case the meal was prepared and transported by Centralized kitchen/NGO**

In all the 37 sample schools visited by MI, MDM was prepared at school level by



the cook of SHG and also MDM was served by cook-cum-helpers.

**(vii) Health check-up of cook-cum-helpers**

Health check-up of cook-cum-helpers was reported in 18 sample schools (49%), whereas in 19 sample schools (51%) the same was not reported.

## 5. REGULARITY IN SERVING MEAL

Whether the school is serving hot cooked meal daily? If there was interruption, what was the extent and reasons for the same?

Serving hot cooked meal in the schools is the key purpose of the whole MDM programme. Hot cooked MDM was served to all 37 sample schools (100%) visited by MI on the day of visit.



## 6. QUALITY & QUANTITY OF MEAL

Feedback from children on

### (i) Quality of meal

Out of 37 sample schools where MDM was served to children, in all the 37 sample schools (100%) children were satisfied with the quality of meal.



Children's views about MDM

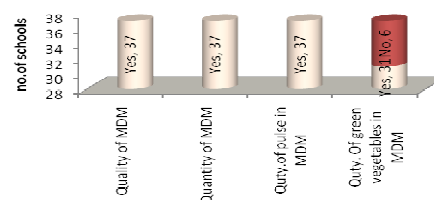


Table 4: Children satisfied with the quality of meal

	Number	Percentage (%)
Yes	37	100
No	0	0

### (ii) Quantity of meal

Similarly, out of 37 sample schools where MDM was served to children, in all the 37 sample schools (100%) children were satisfied with the quantity of meal.

Table 5: Children satisfied with the quantity of meal

	Number	Percentage (%)
Yes	37	100
No	0	0

### **(iii) Quantity of pulses and green leafy vegetables per child**

In all the 37 sample schools (100%) children were satisfied with quantity of pulse in MDM. Regarding quantity of leafy vegetables in MDM, in 31 sample schools (84%) children were satisfied, whereas in 06 sample schools (16%) children were not satisfied. Also, the availability of vegetables etc. was not proper due its location from market and also the cooking conversion cost given to schools was much delayed.

### **(iv) Use of double fortified salt**

In all the 37 sample schools (100%) where MDM was prepared at school level. The use of iodized salt and not the double fortified salt in MDM was reported in all the 37 sample schools (100%).

### **v) Acceptance of the meal amongst the children**

In all the 37 sample schools (100%) children took MDM happily.

### **(vi) Method / Standard gadgets / equipment for measuring the quantity of food to be cooked and served.**

Availability of weighing machine was reported in 17 schools (46%), whereas in 20 sample schools (54%) availability of weighing machine was not reported. Regarding weighing of food grain before MDM preparation was reported only in 06 sample schools (35%), whereas in 11 sample schools (65%) weighing of food grain before MDM preparation was not reported.

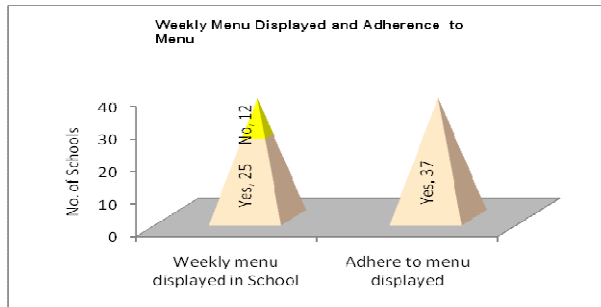
## **7. VARIETY OF MENU**

### **(i) Has the school displayed its weekly menu, and is it able to adhere to the menu displayed?**

Table 6: School displayed its weekly Menu

	Number	Percentage (%)
Yes	25	68
No	12	32

Out of 37 sample schools where MDM was monitored by MI, in 25 sample schools (68%) MDM menu was displayed, whereas in 12 sample schools (32%) MDM menu was not displayed. All the 37 sample schools (100%) adhered to the menu displayed.



**(ii) Whether menu includes locally available ingredients?**

Menu includes locally available ingredients in 31 sample schools (84%), whereas in 06 sample schools (16%) the same was not reported.

**(iii) Whether menu provides required nutritional and calorific value per child?**

MDM menu provides required nutritional and calorific value per child in all the 37 sample schools (100%) as it was observed as per quantity of food served. For ensuring the nutritional value, the district may take the meal to some laboratory and consult some dietician.

**(iv) Is there variety in the food served or is the same food served daily?**

There was variety in the food served for MDM. It includes rice and different variety of pulses. This includes rice with variety of dal called *Varan Bhat*, *Bhat Usal Bhajji*, *Masale Bhat* (Masala Rice) & *Aamti Bhat*. The dal is prepared on various days of different tastes. Thus, on every week days the menu is different with different dal and vegetables. But largely the menu is rice based on their traditional tastes.

**(v) Does the daily menu include rice / wheat preparation, dal and vegetables?**

Daily menu includes rice, dal and vegetables. Wheat preparation is not included in MDM.

**(vi) If children were not happy, please give reasons and suggestions to improve.**

Children were not reported unhappy with the MDM served but looking to the local culture and practices in the district children demanded for chappati too, in addition to cooked rice/ pulao.

**8. Display of Information under RTE Act, 2009**

**(i) Whether information related to MDM displayed**

### a) Date of receipt of food grains and its quantity

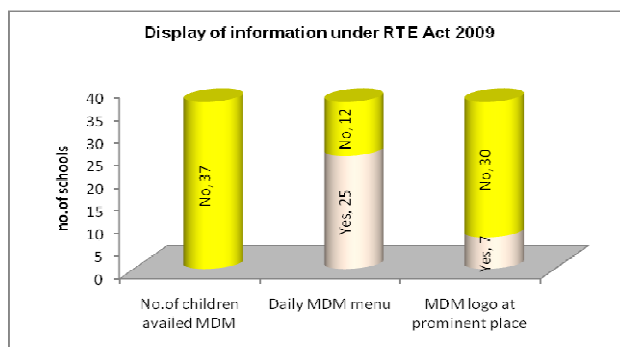
Date of receipt of food grains and its quantity was not displayed in any of 37 sample schools (100%) visited by MI for MDM monitoring.

### b) Balance quantity of food grains utilized during the month

Balance quantity of food grains utilized during the month was not displayed in any of 37 sample schools (100%) visited by MI for MDM monitoring.

### c) Other ingredients purchased and utilized

Other ingredients purchased and utilized during the month were not displayed in any of 37 sample schools (100%) visited by MI for MDM monitoring.



### d) Number of students availed MDM

Number of students availed MDM was not displayed in any of 37 sample schools (100%) visited by MI for MDM monitoring.

### e) MDM daily menu

In 25 sample schools (68%) MDM menu was displayed, whereas in 12 sample schools (32%) MDM menu was not displayed.



### (ii) Display of MDM logo at prominent place preferably outside wall of the school

Display of MDM logo at prominent place was reported in 07 sample schools (19%), whereas in 30 sample schools (81%) the same was not displayed.



## **9. TRENDS**

**Extent of variation (As per school records vis-à-vis Actual on the day of visit)**

<b>No.</b>	<b>Details</b>	<b>On the day of visit</b>
i.	Enrolment (2012)	4996
ii.	Enrolment (2013)	5015
iii.	Enrolment (2014)	4864
iv.	No. of children attending the school on the day of visit	3948
v.	No. of children availing MDM as per MDM Register (last day)	4319
vi.	No. of children availing MDM as per MDM Register (visit day)	3948
vii.	No. of children actually availing MDM on the day of visit (last day)	4319
viii.	No. of children actually availing MDM on the visit day	3948

As per the above figures 81% of the children attended schools against the enrolment (2014). 100% of children availed MDM as per MDM register on the day of visit by MI. Regarding percentage of children actually availed MDM on the visit day was 100% respectively.

## **10. SOCIAL EQUITY**

**(i) Did you observe any gender or caste or community discrimination in cooking or serving or seating arrangements?**

In all the 37 schools (100%) where MDM was served to children, no discrimination (gender, caste and community) in cooking or serving or seating arrangements has been observed by MI.

Table 7: Gender/Caste/Community discrimination in Cooking/Serving/ Seating arrangements

	Number	Percentage (%)
Yes	0	0
No	37	100

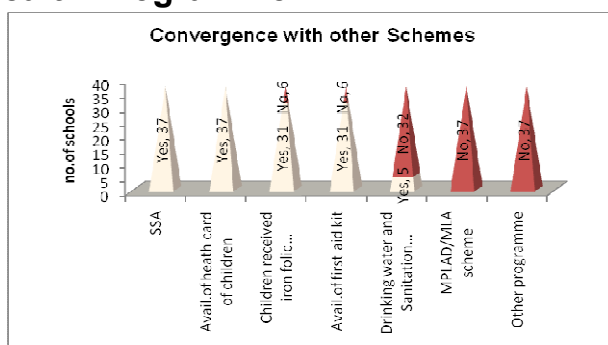
## **11. Convergence with Other Schemes**

### **(i) SSA**

In all the 37 sample schools (100 %) MDM had convergence with SSA in using the grants of SSA for purchase of first aid kit items and plates, towel & soaps etc.

### **(ii) School Health Programme**

**(a) Is there school Health Card maintained for each child?**



School Health Card for each School child was maintained in all the 37 sample schools (100%).

### **(b) What is the frequency of health check-up?**

In all the 37 schools (100%) where School Health Card for child was maintained, the frequency of health check-up was yearly. The card was kept at the school level. The nearest Medical and Health unit does the health check-up of the children in the schools. But largely the health check-up was reported done by the paramedical staffs.

### **(c ) Whether children are given micronutrients (Iron, folic acid, vitamin – A dosage) and de-worming medicine periodically?**

In 31 sample schools (84%) children were given micronutrients (Iron, folic acid, vitamin – A dosage) and de-worming medicine in the schools through Medical and Health Department, whereas in 06 sample schools (16%) children were not given micronutrients (Iron, folic acid, vitamin – A

dosage) and de-worming medicine in the schools through Medical and Health Department.

Table 8: Children given micronutrients

	Number	Percentage (%)
Yes	31	84
No	06	16

**(d) Who administers these medicines and at what frequency?**

These medicines were administered by school teachers in the schools with support from health department. Out of 31 schools where children were given micronutrients, the frequency of these medicines was yearly in all the 31 sample schools (100%).

**(e) Whether height and weight record of the children is being indicated in the school health card?**

Height and weight record of the children is being indicated in the school health card in 32 sample schools (86.5%), whereas in 05 sample schools (13.5%) the same was not reported.

**(f) Whether any referral during the period of monitoring?**

Referral services had not been provided to children during the period of monitoring.

**(g) Instances of medical emergency during the period of monitoring**

Instances of medical emergency had not been provided during the period of monitoring.

**(h) Availability of the first aid medical kit in the schools**



Availability of the first aid medical kit was reported in 31 schools (84%), whereas in 06 sample schools (16%) the first aid medical kit was not reported.

**(i) Dental and eye check-up included in the screening**

Dental and eye check-up was included in the screening in 24 sample schools (65%), whereas in 13 sample schools (35%) dental and eye check-up was not included in the screening.

#### **(j) Distribution of spectacles to children suffering from refractive error**

Distribution of spectacles to children suffering from refractive error was reported only in 01 sample school (3%), whereas in 36 sample schools (97%) the same was not reported.

#### **(iii) Drinking Water and Sanitation programme**

##### **(a) Whether potable water is available for drinking purpose in convergence with Drinking Water and Sanitation programme?**

Potable water for drinking purpose was available only in 05 sample schools (13.5%) in convergence with Drinking Water and Sanitation programme, whereas in 32 sample schools (86.5%) potable water for drinking purpose was available under other scheme.

#### **(iv) MPLAD/ MLA Scheme**

MDM scheme did not receive any support under MPLAD/MLA scheme in any of 37 sample schools (100%).

#### **(v) Any other Department/Scheme**

MDM scheme did not receive any support from other department/Scheme.



## **12. INFRASTRUCTURE**

### **a. Kitchen-cum-Store**

Out of 37 sample schools where MDM was monitored by MI, pucca kitchen shed-cum-store was constructed in 34 (92%) sample schools, whereas in 03 sample schools (8%) pucca kitchen shed-cum-store was not constructed.



**(i) Constructed and in use**

Out of 34 sample schools where pucca kitchen-shed cum store had been constructed it was being used in 32 schools (94%).

**(ii) Constructed but not in use**

In 02 sample schools (6%) newly constructed pucca kitchen-shed cum store was not in use.

**(iii) Under construction**

In 01 sample school pucca kitchen-shed cum store was under construction.

**(iv) Under which scheme Kitchen-cum-store constructed**

Out of 35 sample schools where Kitchen-cum-store was either constructed or under construction, it was constructed under MDM scheme in all the 35 (100%) sample schools.

**b). In case the pucca kitchen shed is not available, where is the food being cooked and where the food grains /other ingredients are being stored?**

In the sample schools visited by MI where pucca kitchen shed cum store had not been constructed for preparing MDM, food was being cooked in the open/ school classroom/ thatched roof temporarily made.

Regarding storage of food grains, in 17 sample schools (46%) food grains / other ingredients were being stored in the classroom, in 18 sample schools (49%) food grains / other ingredients were being stored in the storeroom and in 02 schools (5%) food grains / other ingredients were stored in other place (Headmaster room).

**c). What is the kind of fuel used?**

In 33 sample schools (89%) firewood was used for MDM preparation, whereas in 04 sample schools (11%) gas was used for MDM preparation.



**d). Whether on any day there was interruption due to non availability of firewood or LPG?**

If LPG was not available, firewood was used for MDM preparation. Hence, there was no interruption due to non availability of firewood or LPG.

**2. Kitchen devices**

**i) Whether utensils used for cooking food are adequate? Source of funding for cooking and serving utensils**

Utensils used for cooking and serving food were adequate in all the 37 sample schools (100%), where MDM was prepared at



school. Sources of funding for cooking and serving utensils were either MDM funds. The utensils were purchased supplied from State/ district to the schools.



**ii) Whether eating plates etc. are available in the school? Source of funding for eating plates?**

In 24 sample schools (65%) eating plates for children taking MDM were available in the school, whereas in 13 sample schools (35%) eating plates for children taking MDM were not available in the school. The source of funding for eating plates was either MDM department or School Facility grant or contribution from community.

**3. Availability of Storage bins**

**(i) Whether storage bins are available for food grains? Source of their procurement.**

In 30 sample schools (81%) storage bins were available for food grains, whereas in 07 sample schools (19%) storage bins were not available for food grains.

#### **4. Toilets in the school**

##### **(i) Availability of separate toilet for the boys and girls.**

Availability of toilet facilities in school is vital in order to attract, retain and provide quality education to children, especially for girls. Out of 37 sample schools visited by MI, in all the 37 sample schools (100%) toilets were available. Regarding availability of separate toilets for boys and girls, the same was reported in 33 sample schools (89.2%), whereas in 02 sample schools (5.4%) availability of separate toilets for boys and girls was not reported and 02 sample schools (5.4%) were either only for boys or only for girls.

##### **(ii) Are toilets usable?**

All toilets were usable was reported in 20 sample schools (54%), whereas in 17 sample schools (46%) all toilets were not usable.

#### **5. Availability of potable water**

##### **(i) Source of potable water in the school.**

Drinking water supply was available in 29 sample schools (78%) visited by MI, whereas in 08 sample schools (22%) drinking water supply was not available in the school campus. In these sample schools Cook/helper use to collect drinking water from nearest hand pump or tap. Regarding source of drinking water, out of 29 sample schools where drinking water supply was available, in 10 sample schools (34.5%) it was hand pump, in 19 sample schools (65.5%) it was tap water.

#### **6. Availability of fire extinguisher**

Availability of fire extinguisher was reported in 29 sample schools (78%), whereas in 08 sample schools (22%) availability of fire extinguisher was not reported. Regarding functional status of fire extinguisher, the same was reported in 16 sample schools (55%) out of 29 sample schools where the availability of fire extinguisher was reported. In 13 sample schools (45%) the functionality of the same was not reported.

#### **7. IT infrastructure available at school level.**

##### **(a) Number of computers available in the school**

Computers were available in 18 sample schools (49%), whereas in 19 schools (51%) computers were not available.

### **(b) Availability of internet connection**

Out of 18 sample schools where computers were available, availability of internet connection was reported in 02 sample schools (11%), whereas in 16 sample schools (89%) internet connection was not available.

### **(c) Using any IT enabled services (e learning).**

03 sample schools (17%) were using IT enabled services.

## **13. SAFETY & HYGIENE**

### **(i) General Impression of the environment, Safety and hygiene**

Out of 37 sample schools where MDM was served to children, MDM impact on safety was reported very good in 02 sample schools (5%), good in 23 sample schools (62%) and in 12 sample schools (33%) the same was reported average. MDM impact on cleanliness (hygiene) was reported very good in 01 sample school (3%), good in 25 sample

schools (67%) and in 11 schools (30%) the same was reported average. In 03 sample schools (8%) MDM



impact in maintaining discipline amongst children was found very good, in 24 schools (65%) the same was reported good and in 10 schools (27%) the same was reported average.

### **ii. Are children encouraged to wash hands before and after eating?**

In 18 sample schools (49%) children were encouraged to wash hands before taking MDM, similarly in 18 schools (49%) children washed their hands after taking MDM.

### **iii. Do the children take meals in an orderly manner?**

In 36 sample schools (97%) children take meals in an orderly manner, whereas in 01 sample school (3%) the same was not reported.



#### **iv. Conservation of water?**

Out of 37 schools where MDM was served to children, in 36 sample schools (97%) children conserved water while washing food plates, while in 01 sample school (3%) the same was not followed.

#### **v. Is the cooking process and storage of fuel safe, not posing any fire hazard?**

In 35 sample schools (95%) where MDM was prepared in school cooking process and storage of fuel were safe, not posing any fire hazard, whereas in 02 sample schools (5%) the same was not reported.

### **14. COMMUNITY PARTICIPATION**

#### **(i) Extent of participation by Parents/ SMCs/ Panchayat /Urban bodies in daily supervision, monitoring, participation**

The extent of participation by Parents/SMCs/Panchayat/ in daily supervision, monitoring was satisfactory. In all the 37 sample schools (100%) Gram Panchayat /SMC members participated in supervision and monitoring of MDM. The extent of monitoring MDM was daily in 10 sample schools (27%), weekly in 15 sample schools (41%), fortnightly in 01 sample school (3%), monitoring MDM was monthly in 09 sample schools (24%) and more than two months in 02 sample schools (5%).

#### **(ii) Is any roster being maintained of the community members for supervision of the MDM?**

No such roster was being maintained by the community members for supervision of the MDM.

#### **(iv) Is any social audit mechanism in the school?**

No social audit has been reported in the sample schools.

#### **(iv) Number of meetings of SMC held during the monitoring period**

In 01 sample school (3%) less than six SMC meetings was held during last one year, whereas in 36 sample schools (97%) 6 to 12 SMC meetings were held during last one year.

**(v) In how many of these meetings have issues related to MDM were discussed?**

Regarding frequency of discussion on MDM in SMC meetings, in 09 sample schools (24%) issues related to MDM were discussed in one to five meetings, in 21 sample schools (57%) issues related to MDM were discussed in six to ten meeting and in 07 sample schools (19%) issues related to MDM were discussed in more than ten meetings.

**15. INSPECTION & SUPERVISION**

**(i) Is there any inspection register available at school level?**

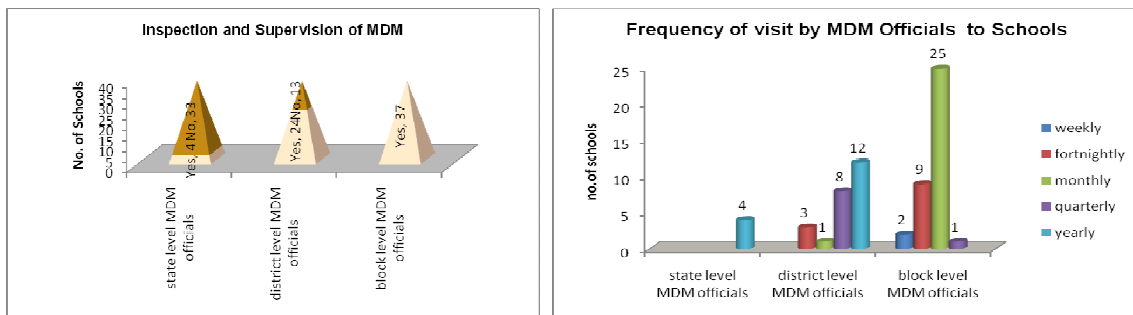
Inspection register was available in all the 37 sample schools (100%).

**(ii) Whether school has received any funds under MME component?**

School has not received any funds under MME component in any of 37 sample schools (100%).

**(iii) Has the mid day meal programme been inspected by any state/ district /block level officers/officials? Frequency of such inspections.**

Out of 37 sample schools, where MDM was served to children, only 04



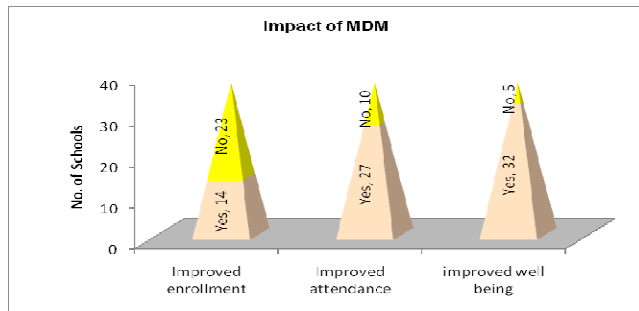
sample schools (11%) had been inspected by state level MDM officials. 24 sample schools (65%) had been inspected by district level MDM officials, whereas all the 37 sample schools (100%) had been inspected by block/ taluka level officials. Thus, monitoring by State officials was not a regular phenomenon. The frequency of MDM district level officials' inspection was fortnightly in 03 sample schools (12.5%), monthly in 01 sample school (4.2%), quarterly in 08 sample schools (33.3%) and yearly in 12 sample schools (50%). The frequency of MDM block level

officials' inspection was weekly in 02 sample schools (5%), fortnightly in 09 sample schools (24%), monthly in 25 sample schools (68%), and quarterly in 01 sample school (3%) and yearly in 03 sample schools (8%).

## **16. IMPACT**

**i) Has the mid day meal improved the enrolment, attendance of children in school, general well being (nutritional status) of children? Is there any other incidental benefit due to serving cooked meal in schools?**

In 14 sample schools (38%) teachers /headmasters reported (as per their perception) that MDM improved the enrolment, whereas in 27 schools (73%) teachers reported that MDM



improved attendance of children in schools and in 32 sample schools (86.5% ) teachers reported that MDM improved general well being (nutritional status) of children. It has been also reported that there were children in the villages who come to school because MDM is served.

**(ii) Whether mid day meal has helped in improvement of the social harmony?**

In 32 sample schools (86.5%) mid day meal has helped in improvement of the social harmony amongst children as children on various castes site and took MDM together in most of the schools.

## **17. Grievance Redressal Mechanism**

**(i) Is there any grievance mechanism in the district for MDMS?**

There is no grievance mechanism in the district for MDMS. But in case of any problem related MDM the schools report to Block Education officer

**(ii) Whether district/block/school have any toll free number?**

The district and blocks do not have any toll free number. The toll free number is at State level i.e. at Directorate of Primary education, Pune, Number -1800-233-9988.

<b>List of Schools - District Nandurbar</b>											
S. No.	School Name	DISE Code	Category of school	Sample Schools							
				urban areas	Special training centres	Civil works sanctioned	NPEGEL Schools	Minimum of 3 CWSN	CALP	KGBV	
1	ZP PS Kakarda	27010616401	PS								
2	ZP PS Devsapada	27010620001	PS					1			
3	ZP PS Dolapada, Mundalvad	27010614002	PS								
4	ZP PS Sonkhurd	27010603401	PS								
5	ZP PS Chhapri	27010608001	PS								
6	ZP PS Gaddapada	27010608002	PS								
7	KGBV,Dhadgaon										1
8	ZP PS Kodhawal	20710312201	PS								
9	ZP PS Borale	20710312101	PS			1					
10	ZP PS Mhatkut	27010311901	PS								
11	ZP PS Kahatul	27010311501	PS			1					
12	ZP PS Sonvad	27010304901	UPS						1		
13	ZP PS Mohide T.Sh.	27010304801	PS					1			
14	KGBV,Shahada	27011301002									1
15	ZP PS Marathi shala, Lohara	27010305601	PS								
16	ZP Kendra shala, Lonkhera No.-1	27010303201	PS								
17	ZP PS Sirve	27010403501	PS								
18	ZP UPS Amlod	29010409101	UPS			1		1	1		
19	ZP UPSDhavdi vihir	27010408901	UPS								
20	ZP PS Valheri	27010400801	PS								
21	ZP PZ Marathi Shala, Ban	27010406001	PS								
22	ZP PS Newban	27010406001	PS								
23	ZP PS Baldane	27010109101	PS								
24	ZP PS Nyahali	27010112601	PS								
25	ZP UPS Marathishala, Umerde budruk	27010116201	UPS						1		
26	ZP UPS Kothli khurd	27010101701	UPS	1				1	1		
27	ZP PS Ajaypur	27010110701	PS								
28	NP PS No.-10	27010119301	UPS	1						1	
29	PS Noganua-Tishi	27010108501	PS								
30	ZP PS Vanya vihir	27010515701	PS								
31	ZP PS Bhoyara	27010507201	PS								
32	ZP PS Girls No.-3 Akkalkua	27010500201	PS	1							
33	ZP PS Boys . No.-1 Akkalkua	27010500101	PS	1							
34	ZP BR-Ankush vihir	27010502701	UPS			1			1		
35	ZP PS Marathishala-Khatwani	27010502801	PS					1			
36	ZP UPS Dev Mogra	27010516701	UPS			1			1		
37	ZP UPS Marathishala, Todikund	2701520001	UPS								
38	ZP PS NainShavdi	27010500701	PS								
39	KGBV-Navapur	27010200121									1
40	ZP UPS Kolde	27010204901	UPS						1		
<b>Total</b>				<b>4</b>	<b>0</b>	<b>5</b>	<b>0</b>	<b>5</b>	<b>08</b>	<b>3</b>	

**FIRST HALF YEARLY MONITORING REPORT YEAR 2014-15 OF  
CENTRE FOR DEVELOPMENT COMMUNICATION AND STUDIES  
(CDECS) ON MDM FOR THE STATE OF MAHARASHTRA FOR THE  
PERIOD OF**

**1<sup>st</sup> April, 2014 to 30<sup>th</sup> September, 2014**

**FOR MUMBAI-SUB DISTRICT**

<b>Name of the Monitoring Institution</b>	CENTRE FOR DEVELOPMENT COMMUNICATION AND STUDIES (CDECS)
<b>Period of the report</b>	1 <sup>st</sup> April, 2014 to 30 <sup>th</sup> September, 2014
<b>Name of the District</b>	<b>Mumbai-sub</b>
<b>Date of visit to the Districts/EGS/Schools</b>	6 <sup>th</sup> -15 <sup>th</sup> September, 2014

**1. REGULARITY IN DELIVERING FOOD GRAINS TO SCHOOL LEVEL**

**(i) Is school receiving food grain regularly? If there is delay in delivering food grains, what is the extent of delay and reasons for the same?**

In all the 33 sample schools (100%) visited by MI, MDM is supplied by SHG. Thus, food grains are not delivered in school. It has been given to SHG directly from FCI.

**(ii) Is Buffer stock of one-month's requirement is maintained?**

Not Applicable

**(iii) Is the food grains delivered at the school?**

Not Applicable

**(viii) Quality of Food grains**

Not Applicable

**(V) Whether food grains are released to school after adjusting the unspent balance of the previous month?**

Not Applicable

**2. Timely release of funds**

In all the 33 sample schools where MDM was monitored by MI, MDM was supplied by SHG. Hence, funds were directly released to SHG.

**3. REGULARITY IN DELIVERING COOKING COST TO SCHOOL LEVEL**

**(ii) Is school receiving cooking cost in advance regularly? If there is delay in delivering cooking cost what is the extent of delay and reasons for it?**

In all the 33 sample schools (100%) visited by MI, MDM is supplied by SHG. Thus, cooking conversion cost was given to SHGs. The conversion cost to SHGs was given after submission of bill after a month. The SHGs were receiving the conversion cost regularly after submission of verified bills etc.

In the district, the cooking conversion costs to SHGs were given upto June2014.

**(ii) In case of delay, how schools manage to ensure that there is no disruption in the feeding programme?**

Not Applicable

**4. STATUS OF COOKS**

**(i) Who cooks and serves the meal? (Cook/helper appointed by the Department or Self Help Group, or NGO or Contractor)**

In all the 33 sample schools (100%) visited by MI, MDM was supplied by SHG. Regarding serving of



MDM, it was served by helper of SHG in 21 schools (63%), whereas in

12 (27%) schools it was served by teachers. In these schools responsibility was undertaken by school teachers. But it has been reported that most of time SHG given the food in container in the schools and it was served by the children/ teachers.

**(ii) Is the number of cooks and helpers adequate to meet the requirement of the school?**

Not Applicable

**(iii) What is remuneration paid to cooks/helpers?**

No cooks/ helper have been appointed.

**(iv) Are the remuneration paid to cooks/helpers regularly?**

Not Applicable

**(v) Social Composition of cooks /helpers? (SC/ST/OBE/Minority)**

Not Applicable

**(ix) Availability of training module for cook-cum-helpers and training to them?**

Not Applicable

**(x) Cook-cum-helpers were engaged to serve the meal to the children in case the meal is prepared and transported by Centralized kitchen/NGO**

Availability of helpers to serve the meal to the children was reported in 21

sample schools (64%), whereas in 12 sample schools (36%) availability of helpers to serve the meal to the children was not reported



**(xi) Health check-up of cook-cum-helpers**

Not Applicable



## **5. REGULARITY IN SERVING MEAL**

**Whether the school is serving hot cooked meal daily? If there was interruption, what was the extent and reasons for the same?**

Serving hot cooked meal in the schools is the key purpose of the whole MDM programme.



MDM was served to all 33 sample schools (100%). visited by MI on the day of visit. However, MDM served to children was not hot as it was supplied by SHG/NGO whose kitchen was located at a distance of 5-15 kms and they cooked for 7-20 schools. Also, the MDM was supplied in normal container and not in hot case.

## **6. QUALITY & QUANTITY OF MEAL**

**Feedback from children on**

### **(v)Quality of meal**

Out of 33 sample schools where MDM was served to children, in 30 sample schools (91%) children were satisfied with the quality of meal, whereas in 03 sample schools (9%) children were not satisfied with the quality of meal. But when we look into the number of children taking MDM in reality



is very less than number of enrolled children in the schools. Almost all brings food in tiffin from home. As per their mood they take MDM depending upon the quality. There were mixed responses from children but it has been reported that the quality of MDM was still a big issue in

schools which need to be taken care in order to really would be liked by the children.

Table 1: Children Satisfied with the quality of meal

	Number	Percentage (%)
Yes	30	91
No	03	9

**(ii) Quantity of meal**

Similarly, out of 33 sample schools where MDM was served to children, in 30 sample schools (91%) children were satisfied with the quantity of meal, whereas in 03 sample schools (9%) children were not satisfied with the quantity of meal.

Table 2: Children Satisfied with the quantity of meal

	Number	Percentage (%)
Yes	30	91
No	03	9

**(iii) Quantity of pulses and green leafy vegetables per child**

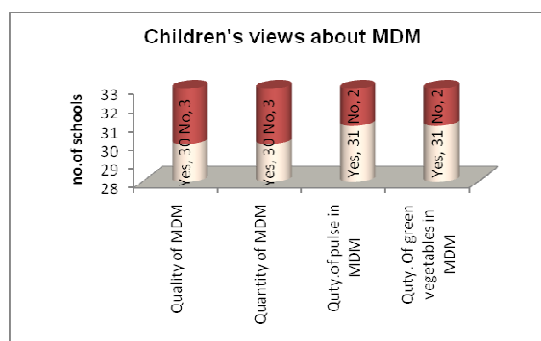
In 31 sample schools (94%) children were satisfied with quantity of pulse in MDM, whereas in 02 sample schools (6%) the same was not reported. Regarding quantity of leafy vegetables in MDM, in 31 sample schools (94%) children were satisfied, whereas in 02 sample schools (6%) children were not satisfied.

**(iv) Use of double fortified salt**

In all the 33 sample schools MDM was supplied by SHG/NGO. Hence, use of double fortified salt was not observed.

**(v) Acceptance of the meal amongst the children**

In 31 sample schools (94%) children took MDM happily, whereas in 02 sample schools (6%) the same was not reported.



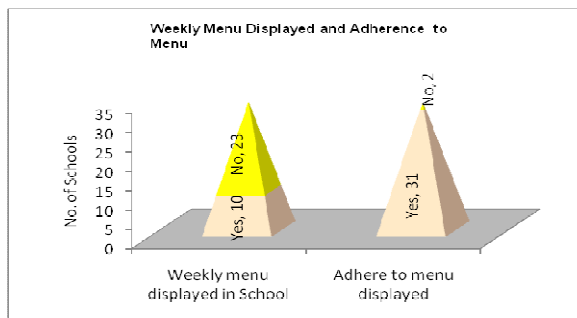
**(vi) Method/ Standard gadgets/equipment for measuring the quantity of food to be cooked and served.**

In all the 33 sample schools MDM was supplied by SHG/NGO.

## **7. VARIETY OF MENU**

**(i) Has the school displayed its weekly menu, and is it able to adhere to the menu displayed?**

Out of 33 sample schools where MDM was monitored by MI, in 10 sample schools (30%) MDM menu was displayed, whereas in 23 sample schools (70%) MDM menu was not displayed.



31 sample schools (94%) adhered to the menu displayed, whereas in 02 sample schools (6%) adherence to menu was not reported.

Table 3: School displayed its weekly Menu

	Number	Percentage (%)
Yes	10	30
No	23	70

**(vi) Whether menu includes locally available ingredients?**

Menu includes locally available ingredients in 23 sample schools (70%), whereas in 10 sample schools (30%) the same was not reported.

**(iii) Whether menu provides required nutritional and calorific value per child?**

MDM menu provides required nutritional and calorific value per child in 31 sample schools (94%) as it was observed as per quantity of food served. For ensuring the nutritional value, the district may take the meal to some laboratory and consult some dietician.

**(iv) Is there variety in the food served or is the same food served daily?**

There was variety in the food served for MDM. It includes rice and different variety of pulses. This includes rice with variety of dal called *Varan Bhat*, *Bhat Usal Bhajji*, *Masale Bhat* (Masala Rice) & *Aamti Bhat*. The dal is prepared on various days of different tastes. Thus, on every week days the menu is different with different dal and vegetables. But largely the menu is rice based on their traditional tastes.

**(v) Does the daily menu include rice / wheat preparation, dal and vegetables?**

Daily menu includes rice, dal and vegetables. Wheat preparation is not included in MDM.

**(vi) If children were not happy, please give reasons and suggestions to improve.**

Quality of MDM being served to children was not at all satisfactory. In majority of sample schools visited by MI only Dal-chawal and Khichdi was served under MDM. MDM in the sample schools was not as per menu. Quality of dal needs improvement. Complaint of foul smell in soya bean used in khichdi was reported from the sample schools. Hence, school children sometimes did not eat khichdi. Thus, quality of MDM served to children need immediate attention by higher authority and school administration.

Also, quantity of MDM (per child) supplied by SHG was neither known to school nor to SHG. SHG used to supply MDM based on average student present in the school. If number of students are more in a particular school SHG used to supply same number of container as it used to supply in others schools. Hence, quantity of MDM supplied by SHG was not according to number of students.

**8. Display of Information under RTE Act 2009**

**(i) Whether information related to MDM displayed**

**a) Date of receipt of food grains and its quantity**

Date of receipt of food grains and its quantity was not displayed in any of the 33 sample schools (100%) as it was not supplied at school level.

**b) Balance quantity of food grains utilized during the month**

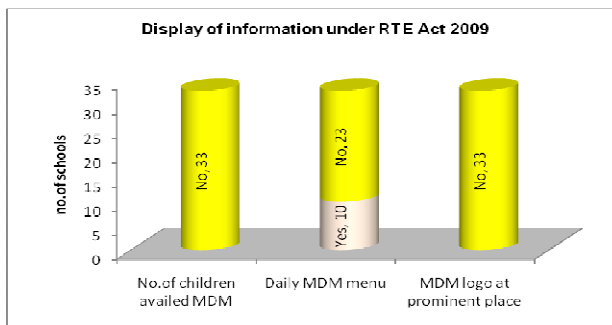
Not Applicable

**c) Other ingredients purchased and utilized**

Not Applicable

**d) Number of students availed MDM**

Number of students availed MDM was not displayed in any of 33 sample schools (100%).



**e) MDM daily menu**

MDM daily menu was displayed in 10 sample schools (30%).

**(ii) Display of MDM logo at prominent place preferably outside wall of the school**

Display of MDM logo at prominent place was not reported in any of 33 sample schools.

**9. TRENDS**

**Extent of variation (As per school records vis-à-vis Actual on the day of visit)**

No.	Details	On the day of visit
i.	Enrollment (2012)	8470
ii.	Enrollment (2013)	7815
iii.	Enrollment (2014)	7770
iv.	No. of children attending the school on the day of visit	5151
v.	No. of children availing MDM as per MDM Register (last day)	5190
vi.	No. of children availing MDM as per MDM Register (visit day)	5141
vii.	No. of children actually availing MDM on the day of visit (last day)	5190
viii.	No. of children actually availing MDM on the visit day	5141

As per the above figures 66% of the children attended schools against 2014 enrolment. 99.8% of children availed MDM as per MDM register on the day of visit by MI. Regarding percentage of children actually availed MDM on the visit day was 99.8%.

## 10. SOCIAL EQUITY

(i) Did you observe any gender or caste or community discrimination in cooking or serving or seating arrangements?

In all the 33 schools (100%) where MDM was served to children, no discrimination (gender, caste and community) in cooking or serving or seating arrangements has been observed by MI.

Table 4: Gender/Caste/Community discrimination in Cooking/Serving/ Seating arrangements


	Number	Percentage (%)
Yes	0	0
No	33	100

## 11. Convergence with Other Schemes

(i) SSA

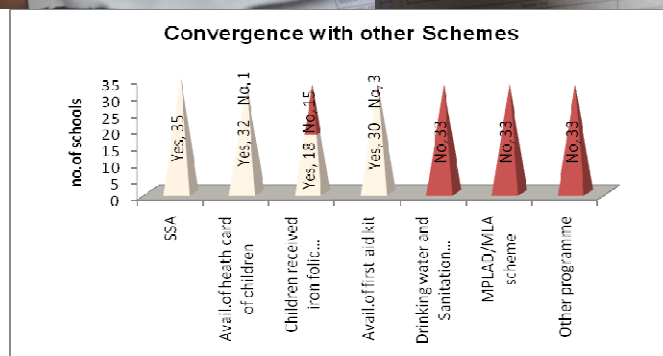
In all the 33 sample schools (100%) MDM had convergence with SSA as they bring soap from the school grant of SSA.

(ii) School Health Programme



a) Is there school Health Card maintained for each child?

School Health Card for each School child was maintained in 32 sample schools (97%), whereas in 01 sample school (3%) the same was not reported.



(b) What is the frequency of health check-up?

In 32 sample schools (97%) where School Health Card for child was maintained, the frequency of health check-up was yearly.

**(c ) Whether children are given micronutrients (Iron, folic acid, vitamin – A dosage) and de-worming medicine periodically?**

In 18 sample schools (54.5%) children were given micronutrients (Iron, folic acid, vitamin – A dosage) and de-worming medicine in the schools through Medical and Health Department, whereas in 15 sample schools (45.5%) children were not given micronutrients (Iron, folic acid, vitamin – A dosage) and de-worming medicine in the schools through Medical and Health Department.

Table 5: Children given micronutrients

	Number	Percentage (%)
Yes	18	54.5
No	15	45.5

**(d) Who administers these medicines and at what frequency?**

These medicines were administered by school teachers in the schools with support from health department. Out of 18 schools where children were given micronutrients, the frequency of these medicines was monthly in all the 18 sample schools (100%).

**(e) Whether height and weight record of the children is being indicated in the school health card?**

Height and weight record of the children is being indicated in the school health card in 32 sample schools (97%), whereas in 01 sample school (3%) the same was not reported.

**(f) Whether any referral during the period of monitoring?**

Referral services had not been provided to children during the period of monitoring.

**(g) Instances of medical emergency during the period of monitoring**

Instances of medical emergency had not been provided during the period of monitoring.

**(h) Availability of the first aid medical kit in the schools**

Availability of the first aid medical kit was reported in 30 sample schools (91%), whereas in 03 sample schools (9%) the first aid medical kit was not reported.

**(i) Dental and eye check-up included in the screening**

Dental and eye check-up was included in the screening in 16 sample schools (48.5%), whereas in 17 sample schools (51.5%) dental and eye check-up was not included in the screening.

**(j) Distribution of spectacles to children suffering from refractive error**

Distribution of spectacles to children suffering from refractive error was not reported in any of 33 sample schools (100%).

**(iii) Drinking Water and Sanitation programme**

**(b) Whether potable water is available for drinking purpose in convergence with Drinking Water and Sanitation programme?**

Potable water for drinking purpose was available under other scheme in all the 33 sample schools.

**(iv) MPLAD/ MLA Scheme**

MDM scheme did not receive any support under MPLAD/MLA scheme in any of 33 sample schools (100%).

**(v) Any other Department/Scheme**

MDM scheme receives support from education department which is a nodal department for MDM execution.

**12. INFRASTRUCTURE**

**1. Kitchen-cum-Store**

Not Applicable

**b. In case the pucca kitchen shed is not available, where is the food being cooked and where the food grains /other ingredients are being stored?**

Not Applicable

**d) What is the kind of fuel used?**

Not Applicable



**e) Whether on any day there was interruption due to non availability of firewood or LPG?**

Not Applicable

## **2. Kitchen devices**

**i) Whether utensils used for cooking food are adequate? Source of funding for cooking and serving utensils**

Not Applicable

**ii) Whether eating plates etc are available in the school? Source of funding for eating plates?**

Tiffin and water bottles were distributed to children by BMC (Bombay Municipal Corporation).



Hence, availability

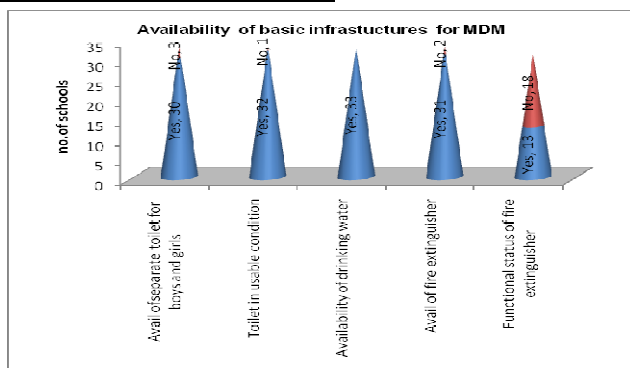
of tiffin for each child was reported in 31 sample schools (94%), whereas in 02 sample schools (6%) availability of tiffin for each child was not reported.

## **3. Availability of Storage bins**

**(i) Whether storage bins are available for food grains? Source of their procurement.**

Not Applicable

#### 4. Toilets in the school




##### (i) Availability of separate toilet for the boys and girls

Availability of toilet was reported in all the 33 sample schools (100%). In 30 sample schools (91%) separate toilets for the boys and girls were available, whereas in 03 sample schools (9%) separate toilets for the boys and girls were not available.

##### (ii) Are toilets usable?

In 32 sample schools (97%) toilets are usable, whereas in 01 sample school (3%) the same was not reported.



#### 5. Availability of potable water

##### (i) Source of potable water in the school.

Drinking water supply was available in all the 33 sample schools (100%) visited by MI. Regarding source of drinking water, in all the 33 schools (100%) where drinking water was available, it was tap water.

#### 6. Availability of fire extinguisher

Availability of fire extinguisher was reported in 31 sample schools (94%), whereas in 02 sample schools (6%) the availability of the same was not reported. Regarding functional status of fire extinguisher, the same was reported in 13 sample schools (42%). Out of 31 sample schools where the availability of fire extinguisher was reported, in



18 sample schools (58%) fire extinguisher was not functional and was of expired date.

## **7. IT infrastructure available at school level.**

### **(a) Number of computers available in the school**

Computers were available in 30 sample schools (91%), whereas in 03 sample schools (9%) computers were not available.

### **(b) Availability of internet connection**

Out of 30 sample schools where computers were available, internet connection were available in 02 sample schools (7%).

### **(c) Using any IT enabled services (e learning).**

05 sample schools (17%) were using IT enabled services.

## **13. SAFETY & HYGIENE**

### **(i) General Impression of the environment, Safety and hygiene**

Out of 33 sample schools where MDM was served to children, safety of MDM was reported good in 28 sample schools (85%), in 04 sample schools (12%) the same was reported average and in 01 sample school (3%) the same was reported poor. MDM impact on cleanliness (hygiene) was reported good in 27 sample schools (82%), in 05 sample schools (15%) the same was reported average and in 01 sample school (3%) the same was reported poor. In 28 sample schools (85%) MDM impact in maintaining discipline amongst children was reported good, in 04 sample schools (12%) the same was reported average and in 01 sample school (3%) the same was reported poor.

### **ii. Are children encouraged to wash hands before and after eating?**

In 13 sample schools (39%) children were encouraged to wash hands before taking MDM, whereas in 10 sample schools (30%) children washed their hands after taking MDM.

### **iii. Do the children take meals in an orderly manner?**

In 31 sample schools (94%) children take



meals in an orderly manner, whereas in 02 sample schools (6%) the same was not reported.

#### **iv. Conservation of water?**

Out of 33 schools where MDM was served to children, in 22 sample schools (67%) children conserved water while washing food plates, while in 11 sample schools (33%) the same was not followed.

#### **v. Is the cooking process and storage of fuel safe, not posing any fire hazard?**

Not Applicable

### **14. COMMUNITY PARTICIPATION**

#### **(i) Extent of participation by Parents/ SMCs/ Panchayat /Urban bodies in daily supervision, monitoring, participation**

The extent of participation by Parents/SMCs/Urban body/ in daily supervision, monitoring was satisfactory. In 28 sample schools (85%) urban body councilors /SMC members participated in supervision and monitoring of MDM, whereas in 05 sample schools (15%) the same was not followed. The extent of monitoring MDM was weekly in 06 sample schools (21%), fortnightly in 05 sample schools (18%), monitoring MDM was monthly in 14 sample schools (50%) and monitoring MDM was for more than two months in 03 sample schools (11%).

#### **(ii) Is any roster being maintained of the community members for supervision of the MDM?**

No such roster is being maintained by the community members for supervision of the MDM.

#### **(iii) Is any social audit mechanism in the school?**

Social audit mechanism was not reported in any of the sample school.

#### **(iv) Number of meetings of SMC held during the monitoring period**

In 02 sample schools (6%) less than six SMC meetings was held during last one year, whereas in 31 sample schools (94%) 6 to 12 SMC meetings were held during last one year.

**(v) In how many of these meetings issues related to MDM were discussed?**

Regarding frequency of discussion on MDM in SMC meetings, in 25 sample schools (76%) issues related to MDM were discussed in one to five meetings, in 06 sample schools (18%) issues related to MDM were discussed in six to ten meeting and in 02 sample schools (6%) issues related to MDM were discussed in more than ten meetings.

**15. INSPECTION & SUPERVISION**

**i) Is there any inspection register available at school level?**

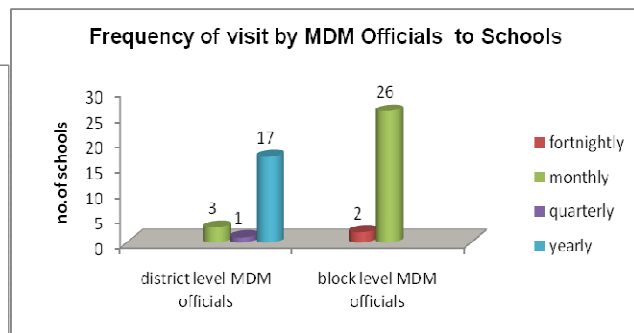
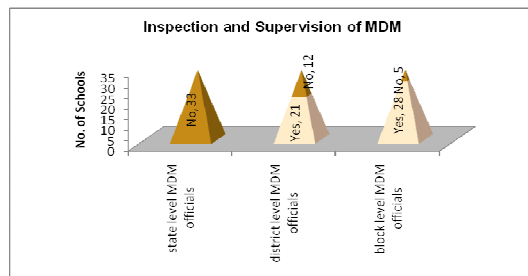
Inspection register was available in 28 sample schools (85%), whereas in 05 sample schools (15%) inspection register was not available.

**(ii) Whether school has received any funds under MME component?**

School has not received any funds under MME component in any of 33 sample schools (100%). No school in the district has received any grant under MDM.

**(iii) Has the mid day meal programme been inspected by any state/ district /block level officers/officials? Frequency of such inspections.**

Out of 33 sample schools where



MDM was served to children, none of the sample school had been inspected by state level MDM officials. 21 sample schools (64%) had been inspected by district level MDM officials, whereas 28 sample schools (85%) had been inspected by zonal level officials. Thus, monitoring by State officials was not a regular phenomenon. The frequency of MDM district level officials' inspection monthly in 03 sample

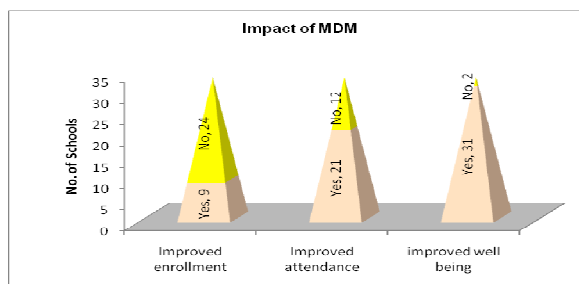
schools (14%), was quarterly in 01 sample school (5%) and yearly in 17 sample schools (81%). The frequency of MDM block level officials' inspection was fortnightly in 02 sample schools (7%) and monthly in 26 sample schools (93%).

**(iv) Has the mid day meal improved the enrollment, attendance of children in school, general well being (nutritional status) of children? Is there any other incidental benefit due to serving cooked meal in schools?**

In 09 sample schools (27%) teachers /headmasters reported (as per their perception) that MDM improved the enrollment, whereas in 21 sample schools (64%) teachers reported that MDM improved attendance of children in schools and in 31 sample schools (94%) teachers reported that MDM improved general well being (nutritional status) of children.

**(v) Whether mid day meal has helped in improvement of the social harmony?**

In all the 33 sample schools (100%) mid day meal has helped in improvement of the social harmony as the children of all castes sit together and take MDM.



**17. Grievance Redressal Mechanism**

**(i) Is any grievance mechanism in the district for MDMS?**

There is no grievance mechanism in the district for MDMS.

**(ii) Whether district/block/school having any toll free number?**

The district and zonal level officers do not have any toll free number.

**18. Conclusion & some Suggestions for Improvement**

At large, there was no any case of disruption in the supply of MDM. The SHGs were engaged in supply of MDM. The food grains were supplied

directly from FCI to SHGs. The certificate from food department has been reported taken by SHGs who were engaged in cooking of MDM.

It has been observed that the quality of MDM being served to children was not at all satisfactory. In majority of sample schools visited by MI only Dal-chawal and Khichdi was served under MDM. MDM in the sample schools was not as per menu. Quality of dal needs improvement. Complaint of foul smell in soya beans used in khichdi was reported from the sample schools. Hence, school children sometimes did not eat khichdi. Thus, quality of MDM served to children need immediate attention by higher authority and school administration.

Also, quantity of MDM (per child) supplied by SHG was neither known to school nor to SHG. SHG used to supply MDM based on average student present in the school. If number of students are more in a particular school SHG used to supply same number of container as it used to supply in others schools. Hence, quantity of MDM supplied by SHG was not according to number of students.

As far as manpower availability in the district for supervision and facilitating MDM need attention. The vacant post of technical staffs, computer operators, accounts team and supervisory officials need to be appointed without delay. The menu should be adhered by the SHGs.

**A  
N  
N  
E  
X  
U  
R  
E**



List of Schools - District Mumbai-sub										
S. No.	School Name	DISE Code	Category of school	Sample Schools						
				urban areas	Special training centres	Civil works sanctioned	NPEGEL Schools	Minimum of 3 CWSN	CALP	KGBV
1	Collector colony MNP Hindi	27220800106	UPS			1				
2	Shivaji Nagar MNP UPS Urdu	27220800322	UPS			1				
3	Gaik Rafi Nagar MNP No.-2	27220800334	STC		1					
4	Sajay Nagar MNP Urdu No.-1	27220800319	STC		1					
5	Manik lal mehta MNP Hindi- Ghatkopar	27220303912	UPS	1						
6	Parksite MNP -UPS-Eng.-Vikaroli	27220700246	UPS	1				1		
7	Pipasa Parksites MNP -UPS-Mar.-Vikaroli	27220700238	UPS	1						
8	UPS MNP- Jai Maharashtra Ganesh Maidan	27220700140	UPS					1		
9	Takiya ward mayuni -Urdu	27220300301	PS	1						
10	Ganesh Bag MNP-Marathi	27220900133	UPS	1					1	
11	Ganesh Bag Lane MNP-Hindi	27220900134	UPS	1				1		
12	Moreshwar patankar marg MNP No.-2 Urdu	27220900182	UPS	1					1	
13	Shivaji Nagar MNP UPS No.-1 Marathi	27220800283	UPS	1				1		
14	Station chembur MNP UPS No-4	27220800159	UPS	1						
15	Gavhanpada MNP Marathi Mulund	27220600385	UPS	1				1		
16	G V MNP Marathi	27220300367	UPS	1						
17	Tirangaj Village PS Marathi Gokhle Nagar	27220600102	PS	1						
18	Pavai MNP Hindi N0-1	27220600131	UPS	1						
19	Abhduya NagarMNP PS Hindi	27221003303	PS	1						
20	Prabodhkar Thakre MNP Marathi	27221000127	UPS	1				1		
21	Saibaba path UPS Marathi-Lalbag	27221000119	UPS						1	
22	Shivdi vadala state MNP UPS Marathi	27221000224	UPS	1						
23	Dongri MNP PS Road No-7	27221299201	PS	1				1		
24	Manohardas stree UPS MNP Marathi	27221200131	UPS	1						
25	Janabai Ani M.R MNP UPS	27221200206	UPS	1				1	1	
26	Motishah lane MNP Hindi	27221200538	UPS	1					1	
27	Mahim Polis colonyUPS MNP Marathi	27221100327	UPS	1				1		
28	St. kakkya Marg MNP Marathi No.-1	27220106703	UPS					1	1	
29	RC MahimMNP Urdu L.J.cross rd	27221100236	STC		1					
30	St. kakkya Marg MNP Hindi No.-1	27221100269	UPS	1						
31	Pushpa park MNP Marathi Malad	27220300291	PS	1						
32	Kurar Village MNP Marathi N0-2	27220300255	UPS	1						
33	Kurar Village MNP Hindi N0-1	27220300264	STC		1					
34	Dindoshi Vasahat MNP Marathi No-1	27220300238	UPS					1		
35	M. G. Marg MNP UPS UPS Gujrati, Kandi.	27220200227	UPS	1					1	
36	Charkop S.-2 MNP Marathi	27220200257	UPS						1	
37	Akurli UPS Marathi No-2 Kandiwali	27220200279	STC		1					
38	SantakrujMNP UPS -Hindi	27220500152	UPS	1					1	
39	Vakola MNP UPS Hindi No-2	27220500281	STC		1					
40	Dattpada MNP Hindi, Boriwali	27220100118	STC		1					
				26	7	2	0	11	9	0

**FIRST HALF YEARLY MONITORING REPORT OF CENTRE FOR  
DEVELOPMENT COMMUNICATION AND STUDIES (CDECS) ON  
MDM FOR THE STATE OF MAHARASHTRA FOR THE PERIOD OF  
1<sup>st</sup> April, 2014 to 30<sup>th</sup> September, 2014**

**FOR AHMADNAGAR DISTRICT**

<b>Name of the Monitoring Institution</b>	CENTRE FOR DEVELOPMENT COMMUNICATION AND STUDIES (CDECS)
<b>Period of the report</b>	1 <sup>st</sup> April, 2014 to 30 <sup>th</sup> September, 2014
<b>Name of the District</b>	<b>Ahmadnagar</b>
<b>Date of visit to the Districts/EGS/Schools</b>	27 <sup>th</sup> August, 2014 to 8 <sup>th</sup> September , 2014

**1. REGULARITY IN DELIVERING FOOD GRAINS TO SCHOOL LEVEL**

**(i) Is school receiving food grain regularly? If there is delay in delivering food grains, what is the extent of delay and reasons for the same?**

Out of 40 sample schools visited by MI for MDM, all the 40 sample schools (100%) received food grains regularly.

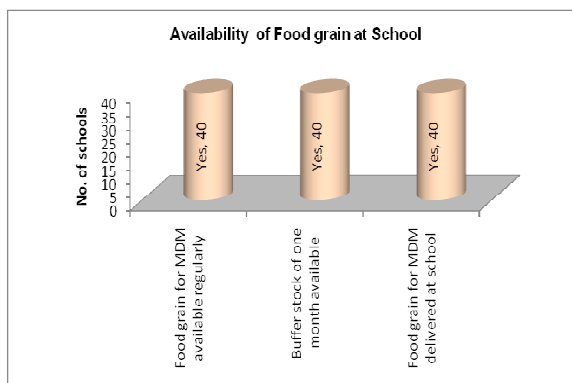


Table 1: Regular Supply of food grain in Schools

	Number	Percentage (%)
Yes	40	100
No	0	0

**(ii) Is Buffer stock of one-month's requirement is maintained?**

Regarding availability of buffer stock of one month, all the 40 sample schools (100%) reported that buffer stock of one month was available.

Table 2: Buffer Stock of one-month's requirement maintained

	Number	Percentage (%)
Yes	40	100
No	0	0

**(iii) Is the food grains delivered at the school?**

Out of 40 sample schools where MDM was prepared at school, in all the 40 sample schools (100%) food grains were delivered at school.

**(iv) Quality of Food grains**

Out of 40 sample schools where MDM was prepared at school, in 28 sample schools (70%) food grains were of



“A” quality decided by FAQ, whereas in 12 sample schools (30%) the same was not reported.

**(v) Whether food grains are released to school after adjusting the unspent balance of?**

In all the 40 sample schools (100%) food grains were released to school after adjusting the unspent balance of the previous month.

**2. TIMELY RELEASE OF FUNDS**

Out of 40 sample schools visited by MI for MDM, none of the sample schools (100%) received funds related to MDM timely. The duration of delay of release of funds from block to school was 03 months to 06 months.

**3. REGULARITY IN DELIVERING COOKING COST TO SCHOOL LEVEL**

**(i) Is school receiving cooking cost in advance regularly? If there is delay in delivering cooking cost what is the extent of delay and reasons for it?**

Out of 40 sample schools visited by MI for MDM, all the 40 sample schools (100%) did not receive cooking cost in advance. The duration of delay in all the 40 sample schools (100%) was for more than 30 days.

Table 3: Regularity in delivering Cooking Cost

	Number	Percentage (%)
Yes	0	0
No	40	100

**(ii) In case of delay, how schools manage to ensure that there is no disruption in the feeding programme?**

The Schools arranged food materials and firewood on hired basis to manage MDM cooking. Sometimes, headmaster/teacher contributed for cooking cost or as per availability of funds in SMC account they used the money for some time for MDM, too.

#### **4. STATUS OF COOKS**

**(i) Who cooks and serves the meal? (Cook/helper appointed by the Department or Self Help Group, or NGO or Contractor)**

Out of 40 sample schools where MDM was monitored by MI, in 37 sample schools (92.5%) MDM was prepared by the cook appointed by Bachat Ghat at the school level, whereas in 03 sample schools (7.5%) MDM was supplied by SHG.

**(ii) Is the number of cooks and helpers adequate to meet the requirement of the school?**

Out of 37 sample schools where MDM was prepared at school level, in all the 37 sample schools (100%) number of cooks and helpers was adequate to meet the requirement of the school.

**(iii) What is remuneration paid to cooks/helpers?**

Cooks were paid fixed honorarium of Rs. 1000 per month per person (cook/ cook cum helper/ cook-helper).

**(iv) Are the remuneration paid to cooks/helpers regularly?**

Out of 37 sample schools where MDM was prepared by the cook appointed by SMC/ Bachat Ghat, in all the 37 sample schools (100%) remuneration was not paid to cooks/helpers regularly.

**(v) Social Composition of cooks /helpers? (SC/ST/OBC/Minority)**

Out of 10 male cooks who were engaged in MDM cooking, 02 cooks (20%) was Scheduled caste (SC), 02 cooks (20%) were Scheduled tribe (ST), 04 cooks were (40%) OBC and 02 cooks (20%) belonged to general category.

Out of 77 female cooks who were engaged in MDM cooking in 37 sample schools visited by MI, 11 cooks (14%) were Scheduled caste (SC), 06 cooks (8%) were Scheduled tribe (ST), 25 cooks were(33%) OBC and 35 cooks (45%) belonged to general category.

**(vi)Availability of training module for cook-cum-helpers and training to them?**

Availability of training module for cook-cum-helpers was reported in 09 sample schools (22.5%), whereas in 31 sample schools (77.5%) the same was not reported. Also, training was imparted to cook-cum-helpers in 16 sample schools (40%), whereas in 24 sample schools (60%) training was not imparted to cook-cum-helpers. Cooks were called at block level and they had some sort of orientation.

**(vii)Cook-cum-helpers were engaged to serve the meal to the children in case the meal was prepared and transported by Centralized kitchen/NGO**

Cook-cum-helpers were engaged to serve the meal to the children in 03 sample schools where MDM was supplied by Bachat Ghat.

**(vii)Health check-up of cook-cum-helpers**

Health check-up of cook-cum-helpers was reported in 36 sample schools (90%), whereas in 04 sample schools (10%) the same was not reported.



## **5. REGULARITY IN SERVING MEAL**

**Whether the school is serving hot cooked meal daily? If there was interruption, what was the extent and reasons for the same?**

Serving hot cooked meal in the schools is the key purpose of the whole MDM programme. Hot cooked MDM was served to all 40 sample schools (100%) visited by MI on the day of visit.



## **6. QUALITY & QUANTITY OF MEAL**

**Feedback from children on**

### **(i) Quality of meal**

Out of 40 sample schools where MDM was served to children, in all the 40 sample schools (100%) children were satisfied with the quality of meal. But simultaneously, it has been reported that the quality of MDM can be improved may be as per children likings.

But largely children demanded for chapatti and different meal rather than rice based food daily. It was also observed that children in aided school less prefer MDM.

Table 4: Children satisfied with the quality of meal

	Number	Percentage (%)
Yes	40	100
No	0	0

### **(ii) Quantity of meal**

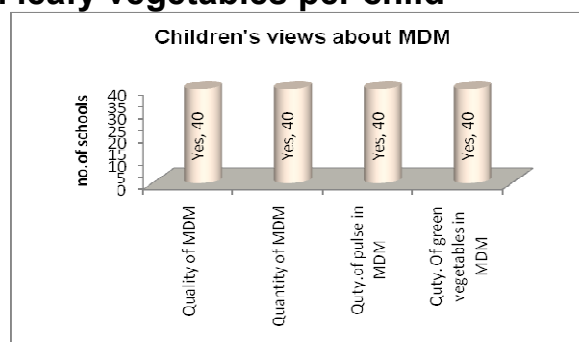
Similarly, out of 40 sample schools where MDM was served to children, in all the 40 sample schools (100%) children were satisfied with the quantity of meal.

Table 5: Children satisfied with the quantity of meal

	Number	Percentage (%)
Yes	40	100
No	0	0

### **(iii) Quantity of pulses and green leafy vegetables per child**

In all the 40 sample schools (100%) children were satisfied with quantity of pulse in MDM. Regarding quantity of leafy vegetables in MDM, in all the 40 sample schools (100%) children were satisfied. The local practice and food habit has been followed in the MDM cooked in schools.



### **(iv) Use of double fortified salt**

Out of 40 sample schools where MDM was monitored by MI, use of iodized salt and not the double fortified salt in MDM was reported in 37 sample schools (92.5%), whereas in 03 sample schools (7.5%) MDM was supplied by SHG.

### **(v) Acceptance of the meal amongst the children**

In all the 40 sample schools (100%) children took MDM happily. But it has been reported that all children specially in Government aided schools were not keen to take MDM daily. They took MDM when it was as per their liking.

In rural area schools, the MDM was liked by the children. But in urban clusters specially in Government aided schools it was less preferred and teachers have to put pressure on children for taking MDM.

The school administration in the aided schools had little acceptance and preference for MDM due to less number children willing to take MDM cooked in the school. They were in opinion to improve the provision for MDM in order to better its quality so that children get attracted for the same.

### **(vi) Method / Standard gadgets / equipment for measuring the quantity of food to be cooked and served.**

Availability of weighing machine was reported in 26 schools (65%), whereas in 14 sample schools (35%) availability of weighing machine was not reported. Regarding weighing of food grain before MDM preparation was reported only in 14 sample schools (54%), whereas in 12 sample schools (46%) weighing of food grain before MDM preparation was not reported.

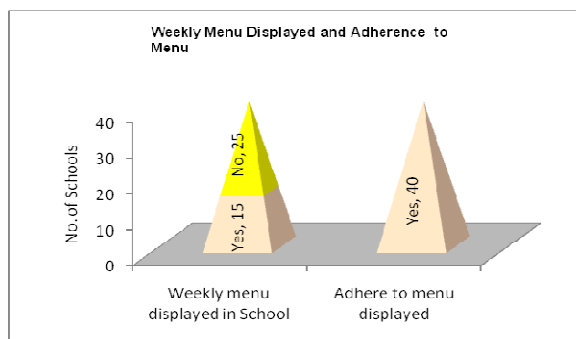
## **7. VARIETY OF MENU**

**(i) Has the school displayed its weekly menu, and is it able to adhere to the menu displayed?**

Table 6: School displayed its weekly Menu

	Number	Percentage (%)
Yes	15	37.5
No	25	62.5

Out of 40 sample schools where MDM was monitored by MI, in 15 sample schools (37.5%) MDM menu was displayed, whereas in 25 sample schools (62.5%) MDM menu was not displayed. All the 40 sample schools (100%) adhered to the menu displayed.



**(ii) Whether menu includes locally available ingredients?**

Menu includes locally available ingredients in 35 sample schools (87.5%), whereas in 05 sample schools (12.5%) the same was not reported.

**(iii) Whether menu provides required nutritional and calorific value per child?**

MDM menu provides required nutritional and calorific value per child in 39 sample schools (97.5%) as it was observed as per quantity of food served. For ensuring the nutritional value, the district may take the meal to some laboratory and consult some dietician.

**(iv) Is there variety in the food served or is the same food served daily?**

There was variety in the food served for MDM. It includes rice and different variety of pulses. This includes rice with variety of dal called *Varan Bhat*, *Bhat Usal Bhajji*, *Masale Bhat* (Masala Rice) & *Aamti Bhat*. The dal is prepared on various days of different tastes i.e. without spices and only with heeng and rai (plain dal). Thus, on every week days the menu is different with different dal and vegetables. But largely the menu is rice based on their traditional tastes.



**(v) Does the daily menu include rice / wheat preparation, dal and vegetables?**

Daily menu includes rice, dal and vegetables. Wheat preparation is not included in MDM.

**(vi) If children were not happy, please give reasons and suggestions to improve.**

The children bring chapatti from home in the tiffin in the urban pockets/ MNP areas. It would be good if chapatti will be served under MDM. The different tastes should be ensured rather daily rice. The fruits may be given some day. Also, some proper sitting arrangement for MDM will add to the acceptance of MDM rather than distribution of the same at one place and children will be allowed to sit and run anywhere.

**8. Display of Information under RTE Act, 2009**

**(i) Whether information related to MDM displayed**

**a) Date of receipt of food grains and its quantity**

Date of receipt of food grains and its quantity was not displayed in any of 40 sample schools (100%) visited by MI for MDM monitoring.

**b) Balance quantity of food grains utilized during the month**

Balance quantity of food grains utilized during the month was not displayed in any of 40 sample schools (100%) visited by MI for MDM monitoring.

**c) Other ingredients purchased and utilized**

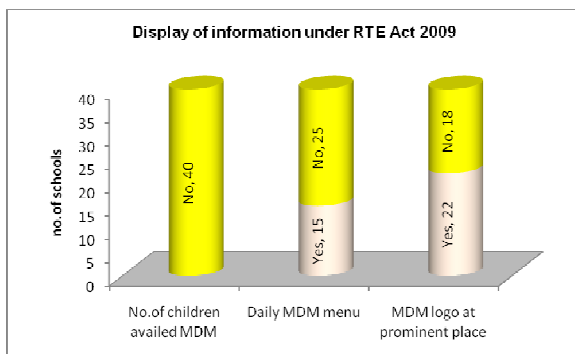
Other ingredients purchased and utilized during the month were not displayed in any of 40 sample schools (100%) visited by MI for MDM monitoring.

**d) Number of students availed MDM**

Number of students availed MDM was not displayed in any of 40 sample schools (100%) visited by MI for MDM monitoring.

**e) MDM daily menu**

In 15 sample schools (37.5%) MDM menu was displayed, whereas in 25 sample schools (62.5%) MDM menu was not displayed.



## (ii) Display of MDM logo at prominent place preferably outside wall of the school

Display of MDM logo at prominent place was reported in 22 sample schools (55%), whereas in 18 sample schools (45%) the same was not displayed.

## 9. TRENDS

### Extent of variation (As per school records vis-à-vis Actual on the day of visit)

No.	Details	On the day of visit
i.	Enrollment (2012)	6093
ii.	Enrollment (2013)	5718
iii.	Enrollment (2014)	5496
iv.	No. of children attending the school on the day of visit	4974
v.	No. of children availing MDM as per MDM Register (last day)	5144
vi.	No. of children availing MDM as per MDM Register (visit day)	4974
vii.	No. of children actually availing MDM on the day of visit (last day)	5144
viii.	No. of children actually availing MDM on the visit day	4974

As per the above figures 90.5% of the children attended schools against 2014 enrolment. 100% of children availed MDM as per MDM register on the day of visit by MI. Regarding percentage of children actually availed MDM on the visit day was 100% respectively.

## 10. SOCIAL EQUITY

(i) Did you observe any gender or caste or community discrimination in cooking or serving or seating arrangements?

In all the 40 sample schools (100%) where MDM was served to children, no discrimination (gender, caste and community) in cooking or serving or seating arrangements has been observed by MI.

Table 7: Gender/Caste/Community discrimination in Cooking/Serving/ Seating arrangements

	Number	Percentage (%)
Yes	0	0
No	40	100

## 11. Convergence with Other Schemes

(i) SSA

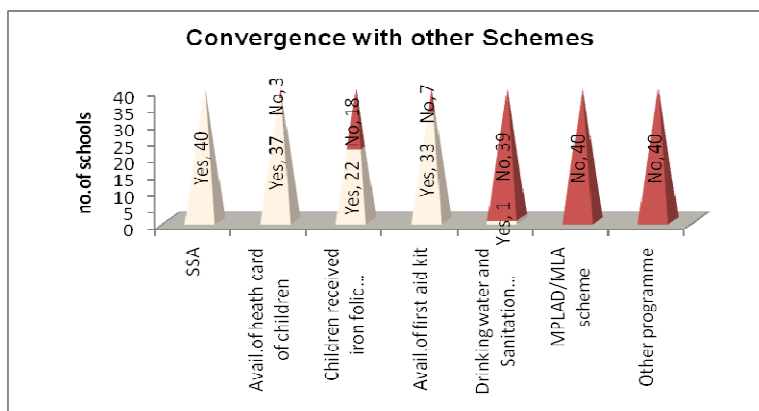
In all the 40 sample schools (100 %) MDM had convergence with SSA in using the grants of SSA for purchase of first aid kit items and soaps etc.

(ii) School Health Programme

(a) Is there school Health Card maintained for each child?



School Health Card for each School child was maintained in 37 sample schools (92.5%), whereas in 03 sample schools (7.5%) School Health Card for each School child was not maintained.



(b) What is the frequency of health check-up?

In all the 37 schools (100%) where School Health Card for child was maintained, the frequency of health check-up was yearly.

**(c ) Whether children are given micronutrients (Iron, folic acid, vitamin – A dosage) and de-worming medicine periodically?**

In 22 sample schools (55%) children were given micronutrients (Iron, folic acid, vitamin – A dosage) and de-worming medicine in the schools through Medical and Health Department, whereas in 18 sample schools (45%) children were not given micronutrients (Iron, folic acid, vitamin – A dosage) and de-worming medicine in the schools through Medical and Health Department.

Table 8: Children given micronutrients

	Number	Percentage (%)
Yes	22	55
No	18	45

**(d) Who administers these medicines and at what frequency?**

These medicines were administered by school teachers in the schools with support from health department. Out of 22 sample schools where children were given micronutrients, the frequency of these medicines was yearly in all the 22 sample schools (100%).

**(e) Whether height and weight record of the children is being indicated in the school health card?**

Out of 37 sample schools where availability of School Health Card was reported available, height and weight record of the children is being indicated in the school health card in 33 sample schools (89%), whereas in 04 sample schools (11%) the same was not reported.

**(f) Whether any referral during the period of monitoring?**

Referral services had not been provided to children during the period of monitoring.

**(g) Instances of medical emergency during the period of monitoring**

Instances of medical emergency had not been provided during the period of monitoring.

**(h) Availability of the first aid medical kit in the schools**

Availability of the first aid medical kit was reported in 33 sample schools (82.5%), whereas in 07 sample schools (17.5%) the first aid medical kit was not reported.

**(i) Dental and eye check-up included in the screening**

Dental and eye check-up was included in the screening in 21 schools (52.5%), whereas in 19 sample schools (47.5%) dental and eye check-up was not included in the screening.

**(j) Distribution of spectacles to children suffering from refractive error**

Distribution of spectacles to children suffering from refractive error was reported only in 01 sample school (5%), whereas in 20 sample schools (95%) the same was not reported.

**(iii) Drinking Water and Sanitation programme**

**(c) Whether potable water is available for drinking purpose in convergence with Drinking Water and Sanitation programme?**

Potable water for drinking purpose was available only in 01 sample school (2.5%) in convergence with Drinking Water and Sanitation programme, whereas in 39 sample schools (97.5%) potable water for drinking purpose was available under other scheme.

**(iv) MPLAD/ MLA Scheme**

MDM scheme did not receive any support under MPLAD/MLA scheme in any of 40 sample schools (100%).

**(v) Any other Department/Scheme**

MDM scheme did not receive any support from other department/Scheme.

## **12. INFRASTRUCTURE**

### **1. Kitchen-cum-Store**

Out of 40 sample schools where MDM was monitored by MI, pucca kitchen shed-cum-store was constructed in 33 (82.5%) sample schools, whereas in 07 sample schools (17.5%) pucca kitchen shed-cum-store was not constructed.

**(i) Constructed and in use**

Out of 33 sample schools where pucca kitchen-shed cum store had been constructed it was being used in all the 33 sample schools (100%).



**(ii) Constructed but not in use**

In all the 33 sample schools where kitchen-shed cum store was constructed, it was being in use.

**(iii) Under construction**

In 01 sample school (2.5%) pucca kitchen-shed cum store was under construction.

**(iv) Under which scheme Kitchen-cum-store constructed**

Out of 33 sample schools where Kitchen-cum-store was either constructed or under construction, it was constructed under MDM scheme.

**b. In case the pucca kitchen shed is not available, where is the food being cooked and where the food grains /other ingredients are being stored?**

In the sample schools visited by MI where pucca kitchen shed cum store had not been constructed for preparing MDM, food was being cooked in the open.

Regarding storage of food grains, in 20 sample schools (50%) food grains / other



ingredients were being stored in the classroom, in 20 sample schools (50%) food grains / other ingredients were being stored in the storeroom.

**d) What is the kind of fuel used?**

In 22 sample schools (55%) LPG /gas were used for MDM preparation, whereas in 18 sample schools (45%) firewood was used for MDM preparation.

**e) Whether on any day there was interruption due to non availability of firewood or LPG?**

There was no interruption due to non availability of firewood or LPG as firewood was always available at school level. But it has been reported that the cost of LPG was on the commercial rates and schools having less number of enrolment found difficult to pay. As a result they have to use firewood.

**2. Kitchen devices**

**ii) Whether utensils used for cooking food are adequate? Source of funding for cooking and serving utensils**

Utensils used for cooking and serving food were adequate in all the 37 sample schools (100%), where MDM was prepared at school level. The source of funding for cooking and serving utensils was under MDM scheme.



**iii) Whether eating plates etc are available in the school? Source of funding for eating plates?**

In 38 sample schools (95%) eating plates for children taking MDM were available in the school, whereas in 02 sample schools (5%) eating plates for children taking MDM were not available in the school. The source of funding for eating plates was either MDM department or School Facility grant.

**3. Availability of Storage bins**

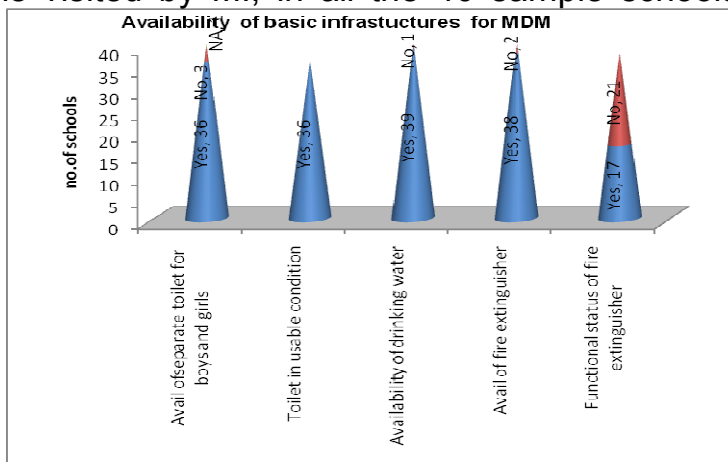
**(i) Whether storage bins are available for food grains? Source of their procurement.**

In 35 sample schools (87.5%) storage bins were available for food grains, whereas in 05 sample schools (12.5%) storage bins were not available for food grains.

#### **4. Toilets in the school**

##### **(i) Availability of separate toilet for the boys and girls.**

Out of 40 sample schools visited by MI, in all the 40 sample schools (100%) toilets were available. Regarding availability of separate toilets for boys and girls, the same was reported in 36 sample schools (90%), whereas in 03 sample schools (7.5%) availability of separate toilets for boys and girls was not reported and 01 sample school (2.5%) was available only for girls.



##### **(ii) Are toilets usable?**

Toilet in usable condition was reported in 36 sample schools (90%).

#### **5. Availability of potable water**

##### **(i) Source of potable water in the school.**

Drinking water supply was available in 39 sample schools (97.5%) visited by MI, whereas in 01 sample school (2.5%) drinking water supply was not available. Regarding source of drinking water, out of 39 sample schools where drinking water supply was available, in 06 sample schools (15%) it was hand pump, in 02 sample schools (5%) it was bore-well, in 31 sample schools (80%) it was tap water.

#### **6. Availability of fire extinguisher**

Availability of fire extinguisher was reported in 38 sample schools (95%), whereas in 02 sample schools (5%) availability of fire extinguisher was not reported. Regarding functional status of fire extinguisher, the same was reported in 17 sample schools (45%) out of 38 sample schools where the availability of fire extinguisher was reported, whereas in 21 sample schools (55%) the functionality of the same was not reported.

#### **7. IT infrastructure available at school level.**

##### **(a) Number of computers available in the school**



Computers were available in 33 sample schools (82.5%), whereas in 07 sample schools (17.5%) computers were not available.

**(b) Availability of internet connection**

Out of 33 sample schools where computers were available, availability of internet connection was reported in 04 sample schools (12%), whereas in 29 sample schools (88%) internet connection was not available.

**(c) Using any IT enabled services (e-learning).**

08 sample schools (24%) were using IT enabled services. The schools were using digital media and technique, CD containing digitized lessons etc.

**13. SAFETY & HYGIENE**

**(i) General Impression of the environment, Safety and hygiene**

Out of 40 sample schools where MDM was served to children, MDM safety was reported very good in 01 sample school (2.5%), good in 34 sample schools (85%) and in 05 sample schools (12.5%) the same was reported average. MDM impact on cleanliness (hygiene) was reported very good in 01 sample school (2.5%), good in 34 sample schools (85%) and in 05 sample schools (12.5%) the same was reported average. In 01 sample school (2.5%) MDM impact in maintaining discipline amongst children was found very good in 01 sample school (2.5%), in 34 sample schools (85%) the same was reported good and in 05 sample schools (12.5%) the same was reported average.

**ii. Are children encouraged to wash hands before and after eating?**

In 23 sample schools (57.5%) children were encouraged to wash hands before taking MDM, similarly in 23 sample schools (57.5%) children washed their hands after taking MDM.

**iii. Do the children take meals in an orderly manner?**

In 39 sample schools (97.5%) children take meals in an orderly manner, whereas in 01 sample school (2.5%) the same was not reported.

**iv. Conservation of water?**

Out of 40 sample schools where MDM was served to children, in 35 sample schools (87.5%) children conserved water while washing food plates, while in 05 sample schools (12.5%) the same was not followed.

**v. Is the cooking process and storage of fuel safe, not posing any fire hazard?**

In all the 37 sample schools (100%) where MDM was prepared in school cooking process and storage of fuel were safe.

#### **14. COMMUNITY PARTICIPATION**

**(i) Extent of participation by Parents/ SMCs/ Panchayat /Urban bodies in daily supervision, monitoring, participation**

The extent of participation by Parents/SMCs/Panchayat/ in daily supervision, monitoring was satisfactory. In 39 sample schools (97.5%) Gram Panchayat /SMC members participated in supervision and monitoring of MDM. The extent of monitoring MDM was daily in 09 sample schools (23%), weekly in 15 sample schools (38%), fortnightly in 01 sample school (3%) and monitoring MDM was monthly in 14 sample schools (36%).

**(ii) Is any roster being maintained of the community members for supervision of the MDM?**

No such roster is being maintained by the community members for supervision of the MDM.

**(iii) Is any social audit mechanism in the school?**

No social audit has been reported in the sample schools.

**(iv) Number of meetings of SMC held during the monitoring period**

In all the 40 sample schools (100%) 6 to 12 SMC meetings were held during last one year.

**(v) In how many of these meetings issues related to MDM were discussed?**

Regarding frequency of discussion on MDM in SMC meetings, in 16 sample schools (40%) issues related to MDM were discussed in one to

five meetings, in 22 sample schools (55%) issues related to MDM were discussed in six to ten meeting and in 02 sample schools (5%) issues related to MDM were discussed in more than ten meetings.

## **15. INSPECTION & SUPERVISION**

### **i) Is there any inspection register available at school level?**

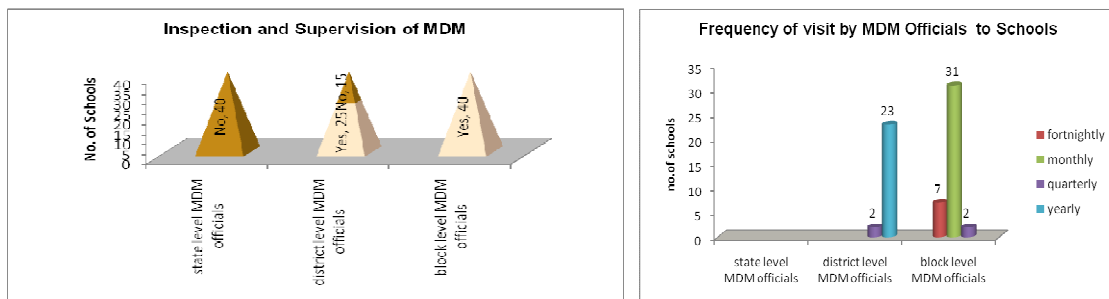
Inspection register was available in 38 sample schools (95%), whereas in 02 sample schools (5%) the same was not reported.

### **(ii) Whether school has received any funds under MME component?**

School has not received any funds under MME component in any of 40 sample schools (100%).

### **(iii) Has the mid day meal programme been inspected by any state/ district /block level officers/officials? Frequency of such inspections.**

Out of 40 sample schools where MDM was served to children, none of the sample schools (100%) had been inspected by State level MDM

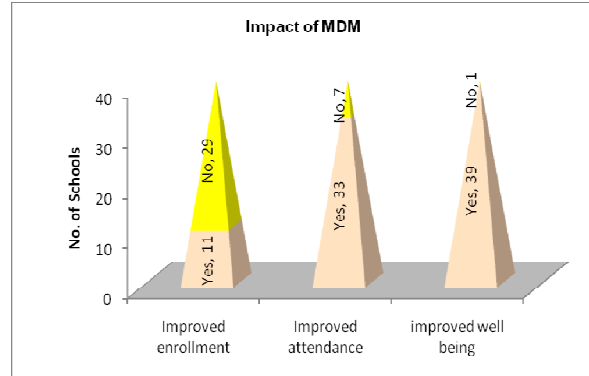


officials. 25 sample schools (62.5%) had been inspected by district level MDM officials, whereas all the 40 sample schools (100%) had been inspected by block level officials. The frequency of MDM district level officials' inspection was quarterly in 02 sample schools (8%) and yearly in 23 sample schools (92%). The frequency of MDM block level officials' inspection was fortnightly in 07 sample schools (17.5%), monthly in 31 sample schools (77.5%), and quarterly in 02 sample schools (5%).

## **16. IMPACT**

**(i) Has the mid day meal improved the enrolment, attendance of children in school, general well being (nutritional status) of children? Is there any other incidental benefit due to serving cooked meal in schools?**

In 11 sample schools (27.5%) teachers /headmasters reported (as per their perception) that MDM improved



the enrolment, whereas in 33 sample schools (82.5%) teachers reported that MDM improved attendance of children in schools and in 39 sample schools (97.5% ) teachers reported that MDM improved general well being (nutritional status) of children.

**(iv) Whether mid day meal has helped in improvement of the social harmony?**

In all the 40 sample schools (100%) mid day meal has helped in improvement of the social harmony.

## **17. Grievance Redressal Mechanism**

**(i) Is there any grievance mechanism in the district for MDMS?**

At district level MDM Cell for hearing grievance was not constituted. However, all the 40 sample schools reported that they had number of MDM in charge at the district level.

**(ii) Whether district/block/school have any toll free number?**

The district and blocks do not have any toll free number.

## **18. Findings and Suggestions**

The findings and suggestions are the outcome of discussions with Blocks level and district MDM in charge working for MDM. They are stated hereunder,

- The constructed kitchen shed in the school were not fit to keep the food grains and cook the food in the same kitchen cum store. Hence, the cooking has to take place outside where the firewood is used for cooking.
- Lack of personnel at block level. The computer operators/ data entry operator is not posted found difficult to feed data and send reports. Accounts personnel were also not posted in most of the Blocks.
- The financial releases for MDM namely, cooking conversion costs and honorarium for cooks/ cooks cum helper is delayed with 3-6 months. No advance has been given to schools.
- The plates for all children were lacking in many schools in the district.
- It is difficult to get cooks at the monthly honorarium of Rs.1000 in the area where agriculture is good. Teachers have to cook MDM. Hence, need to increase the honorarium of cooks/ cook-cum-helper.
- LPG gas was supplied at commercial rates. It was difficult to meet the cost. Hence, additional budget may be allotted or rates can be subsidized for LPG used for MDM in schools.
- The posts of MDM superintendant were vacant in most of the Blocks. The responsibility has been given to Block education Officers.
- The demand for grains and other ingredients were not met by contractor / supplier easily.
- No proper arrangement for management and monitoring of MDM at Block level in terms of functionary and funds.

<b>List of Schools - District Ahmadnagar</b>										
S. No.	School Name	DISE Code	Category of school	Sample Schools						
				urban areas	Special training centres	Civil works sanctioned	NPEGEL Schools	Minimum of 3 CWSN	CALP	KGBV
1	ZP PS Panmala	27260300102	PS							
2	ZP PS Mujgule Basti	27260300602	PS							
3	ZP PS Chandekasdare	27260300108	PS					1		
4	ZP UPS Dhove Marathi	27260305301	UPS						1	
5	ZP PS Malwari kokamthan	27260307605	PS							
6	ZP PS Saval vahir khurd	27261005001	PS							
7	ZP PS Malewari	27261002903	PS							
8	ZP PS kendra shala Laxmiwari	27261004904	PS							
9	ZP UPS Rahata Urdu	27261005503	UPS						1	
10	ZP PS Morwari	27261000601	PS							
11	ZP PS Ruai	27261005101	PS			1				
12	ZP PS Shahunagar Akole	27260100106	PS							
13	ZP PS Nawalewari	27260111301	PS							
14	ZP UPS Kalas Budruk	27260107702	UPS			1		1	1	
15	ZP PS Sugaon Budruk	27260115901	PS							
16	ZP UPS Vasere	27260118801	UPS					1	1	
17	ZP PS Babulwari	27260101202	UPS							
18	NP UPS No.-6	27261216820	UPS	1					1	
19	NP UPS Urdu No.-4	27261216812	UPS	1				1		
20	ZP PS Nimaj	27261208601	PS					1		
21	ZP PS Kharadi	27261210401	PS							
22	ZP UPS KhandGaon	27261207901	UPS					1	1	
23	ZP PS Jhole	27261210701	PS							
24	ZP PS Kolewadi	27260904001	UPS							
25	Nutan Kanyashala, Rahuri	27260909811	UPS	1						
26	Nutan marathishala No. 11, kaleakhara	27260909815	PS	1				1		
27	Nutan marathishala No.6, varale basti	27260909802	PS	1						
28	ZP PS Dhidevasti	27260905401	PS					1		
29	ZP PS Batarkar basti	27260900702	PS							
30	ZP PS Belgaon	27260407201	UPS						1	
31	ZP PS Jyotiba wari	27260411703	PS					1		
32	ZP PS Dhandebasti	27260406602	PS							
33	ZP PS Bargewari	27260404201	PS							
34	ZP UPS Pathegaon	27260408701	UPS					1	1	
35	ZP PS Magdebasti	27260408710	PS							
36	ZP PS Narayan Gavhan	27260712601	UPS			1			1	
37	ZP PS wade gavhan	27260712701	PS							
38	ZP PS Jhambulwari (Supa)	27260710604	PS							
39	ZP PS mahasne	26260706501	UPS			1				
40	ZP PS Ralegan Siddhi	27260709501	PS							
<b>Total</b>				<b>5</b>	<b>0</b>	<b>4</b>	<b>0</b>	<b>10</b>	<b>9</b>	<b>0</b>

**FIRST HALF YEARLY MONITORING REPORT YEAR 2014-15 OF  
CENTRE FOR DEVELOPMENT COMMUNICATION AND STUDIES  
(CDECS) ON MDM FOR THE STATE OF MAHARASHTRA FOR THE  
PERIOD OF**

**1<sup>st</sup> April, 2014 to 30<sup>th</sup> September, 2014**

**FOR JALGAON DISTRICT**

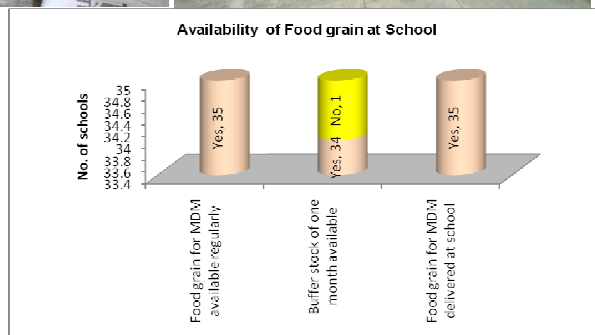
<b>Name of the Monitoring Institution</b>	CENTRE FOR DEVELOPMENT COMMUNICATION AND STUDIES (CDECS)
<b>Period of the report</b>	1 <sup>st</sup> April, 2014 to 30 <sup>th</sup> September, 2014
<b>Name of the District</b>	<b>Jalgaon</b>
<b>Date of visit to the Districts/EGS/Schools</b>	24 <sup>th</sup> August, 2014 to 02 <sup>nd</sup> September, 2014

**1. REGULARITY IN DELIVERING FOOD GRAINS TO SCHOOL LEVEL**

**(i) Is school receiving food grain regularly? If there is delay in delivering food grains, what is the extent of delay and reasons for the same?**



Out of 35 sample schools visited by MI for MDM, all the 35 sample schools (100%) received food grains regularly.



**Table 1: Regular Supply of food grain in Schools**

	Number	Percentage (%)
Yes	35	100
No	0	0

**(ii) Is Buffer stock of one-month's requirement is maintained?**

Regarding availability of buffer stock of one month, 34 sample schools (97%) reported that buffer stock of one month was available, whereas 01 sample school (3%) reported that buffer stock of one month was not available.

Out of 01 sample school where buffer stock of one month was not available, food grain for MDM was not available for less than 15 days.

Table 2: Buffer Stock of one-month's requirement maintained

	Number	Percentage (%)
Yes	34	97
No	01	3

**(iii) Is the food grains delivered at the school?**

Out of 35 sample schools where MDM was prepared at school, in all the 35 sample schools (100%) food grains were delivered at school.

**(iv) Quality of Food grains**

Out of 35 sample schools where MDM was prepared at school level, in 27 sample schools (77%) food grains were of "A" quality decided by FAQ, whereas in 08 sample schools (23%) the same was not reported.



**(v) Whether food grains are released to school after adjusting the unspent balance of?**

In all the 35 sample schools (100%) food grains were released to school after adjusting the unspent balance of the previous month.





## **2. TIMELY RELEASE OF FUNDS**

Out of 35 sample schools visited by MI for MDM, none of the sample schools (100%) received funds related to MDM timely. The duration of delay of release of funds from block to school was three months to six months.

## **3. REGULARITY IN DELIVERING COOKING COST TO SCHOOL LEVEL**

**(i) Is school receiving cooking cost in advance regularly? If there is delay in delivering cooking cost what is the extent of delay and reasons for it?**

Out of 35 sample schools visited by MI for MDM, all the 35 sample schools (100%) did not receive cooking cost in advance. The duration of delay in all the 35 sample schools (100%) was for more than 30 days.

Table 3: Regularity in delivering Cooking Cost

	Number	Percentage (%)
Yes	0	0
No	35	100

**(ii) In case of delay, how schools manage to ensure that there is no disruption in the feeding programme?**

The Schools arranged food materials and firewood on hired basis to manage MDM cooking. Sometimes, headmaster/teacher contributed for cooking cost or as per availability of funds in SMC account they used the money for some time for MDM, too.

## **4. STATUS OF COOKS**

**(i) Who cooks and serves the meal? (Cook/helper appointed by the Department or Self Help Group, or NGO or Contractor)**

Out of 35 sample schools where MDM was monitored by MI, in 25 sample schools (71%)



MDM was prepared by the cook appointed by Bachat Ghat at the school level, whereas in 10 sample schools (29%) MDM was supplied by SHG.

**(ii) Is the number of cooks and helpers adequate to meet the requirement of the school?**

Out of 25 sample schools where MDM was prepared at school level, in 23 sample schools (92%) number of cooks and helpers was adequate to meet the requirement of the school, whereas in 02 sample school (8%) number of cooks and helpers was not adequate to meet the requirement of the school.

**(iii) What is remuneration paid to cooks/helpers?**

Cooks were paid fixed honorarium of Rs. 1000 per month per person (cook/ cook cum helper/ cook-helper).

**(iv) Are the remuneration paid to cooks/helpers regularly?**

Out of 35 sample schools where MDM was prepared by the cook appointed by SMC/ Bachat Ghat, in all the 35 sample schools (100%) remuneration was not paid to cooks/helpers regularly.

**(v) Social Composition of cooks /helpers? (SC/ST/OBC/Minority)**

Out of 64 female cooks who were engaged in MDM cooking in 35 sample schools visited by MI, 03 cooks (5%) was Scheduled caste (SC), 15 cooks (23%) were Scheduled tribe (ST), 35 cooks were (55%) OBC and 11 cooks (17%) belonged to general category.



**(vi) Availability of training module for cook-cum-helpers and training to them?**

Availability of training module for cook-cum-helpers was reported in 06 sample schools (17%), whereas in 29 sample schools (83%) availability of training module for cook-cum-helpers was not reported. Also, training was imparted to cook-cum-helpers in 12 sample schools (34%), whereas in 23 sample schools (66%) training was not imparted to cook-cum-helpers.

(vii) Cook-cum-helpers were engaged to serve the meal to the children in case the meal was prepared and transported by Centralized kitchen/NGO

Cook-cum-helpers were engaged to serve the meal to the children in 10 sample schools where MDM was supplied by Bachat ghat.

(viii) Health check-up of cook-cum-helpers

Health check-up of cook-cum-helpers was reported in 23 sample schools (66%), whereas in 12 sample schools (34%) the same was not reported.



## 5. REGULARITY IN SERVING MEAL

Whether the school is serving hot cooked meal daily? If there was interruption, what was the extent and reasons for the same?

Serving hot cooked meal in the schools is the key purpose of the whole MDM programme. Hot cooked MDM was served to all 35 sample schools (100%) visited by MI on the day of visit.



## 6. QUALITY & QUANTITY OF MEAL

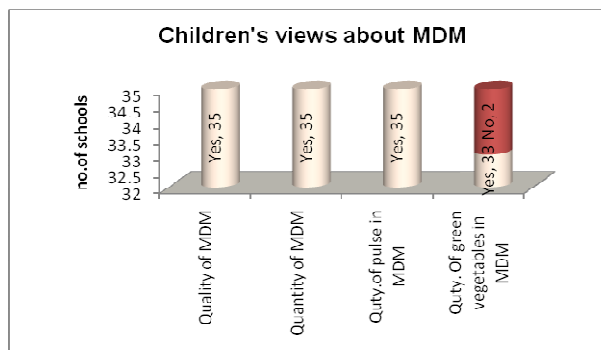


## Feedback from children on

### (i) Quality of meal

Out of 35 sample schools where MDM was served to children, in all the 35 sample schools (100%) children were satisfied with the quality of meal.

Table 4: Children satisfied with the quality of meal



	Number	Percentage (%)
Yes	35	100
No	0	0

### (ii) Quantity of meal


Similarly, out of 35 sample schools where MDM was served to children, in all the 35 sample schools (100%) children were satisfied with the quantity of meal.

Table 5: Children satisfied with the quantity of meal

	Number	Percentage (%)
Yes	35	100
No	0	0

### (iii) Quantity of pulses and green leafy vegetables per child

In all the 35 sample schools (100%) children were satisfied with quantity of pulse in MDM. Regarding quantity of leafy vegetables in



MDM, in 33 sample schools (94%) children were satisfied, whereas in 02 sample schools (6%) children were not satisfied.

#### (iv) Use of double fortified salt

Out of 35 sample schools where MDM was monitored by MI, use of iodized salt and not the double fortified salt in MDM was reported in 33 sample schools (94%), whereas in 02 sample schools(6%) the same was not reported.

#### (v) Acceptance of the meal amongst the children

In all the 35 sample schools (100%) children took MDM happily.

#### (vi) Method / Standard gadgets / equipment for measuring the quantity of food to be cooked and served.

Availability of weighing machine was reported in 21 sample schools (60%), whereas in 14 sample schools (40%) availability of weighing machine was not reported. Regarding weighing of food grain before MDM preparation was reported only in 07 sample schools (33%), whereas in 14 sample schools (67%) weighing of food grain before MDM preparation was not reported.

### 7. VARIETY OF MENU

(i) Has the school displayed its weekly menu, and is it able to adhere to the menu displayed?

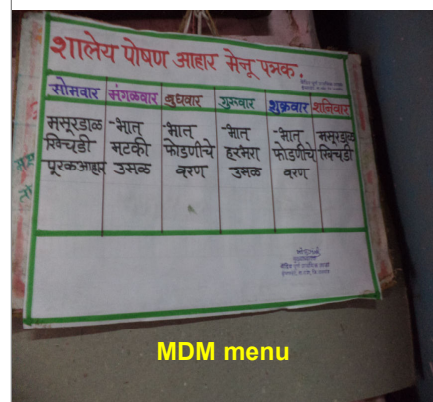
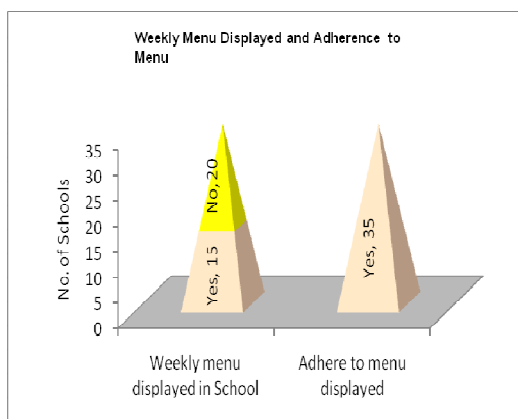


Table 6: School displayed its weekly Menu

	Number	Percentage (%)
Yes	15	43
No	20	57

Out of 35 sample schools where MDM was monitored by MI, in 15 sample schools (43%) MDM menu was displayed, whereas in 20 sample schools (57%) MDM menu was not displayed. All the 35 sample schools (100%) adhered to the menu displayed.

**(ii) Whether menu includes locally available ingredients?**

Menu includes locally available ingredients in 23 sample schools (66%), whereas in 12 sample schools (34%) the same was not reported.

**(iii) Whether menu provides required nutritional and calorific value per child?**

MDM menu provides required nutritional and calorific value per child in 33 sample schools (94%) as it was observed as per quantity of food served. For ensuring the nutritional value, the district may take the meal to some laboratory and consult some dietician.

**(iv) Is there variety in the food served or is the same food served daily?**

There was variety in the food served for MDM. It includes rice and different variety of pulses. This includes rice with variety of dal called *Varan Bhat*, *Bhat Usal Bhajji*, *Masale Bhat* (Masala Rice) & *Aamti Bhat*. The dal is prepared on various days of different tastes i.e. without spices and only with heeng and rai (plain dal). Thus, on every week days the menu is different with different dal and vegetables. But largely the menu is rice based on their traditional tastes.

**(v) Does the daily menu include rice / wheat preparation, dal and vegetables?**

Daily menu includes rice, dal and vegetables. Wheat preparation is not included in MDM.

**(vi) If children were not happy, please give reasons and suggestions to improve.**

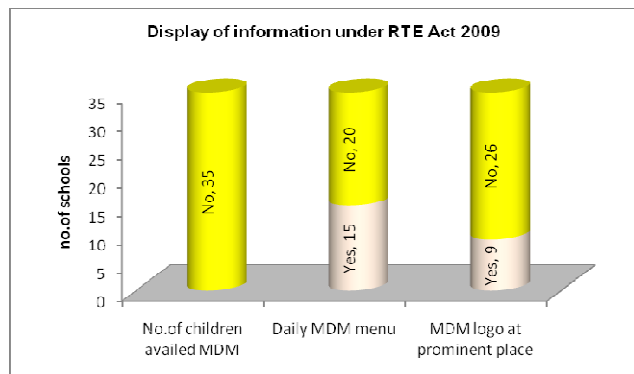
Not Applicable.

**8. Display of Information under RTE Act, 2009**

**(i) Whether information related to MDM displayed**

**a) Date of receipt of food grains and its quantity**

Date of receipt of food grains and its quantity was not displayed in any of 35 sample schools (100%)



visited by MI for MDM monitoring.

### **b) Balance quantity of food grains utilized during the month**

Balance quantity of food grains utilized during the month was not displayed in any of 35 sample schools (100%) visited by MI for MDM monitoring.

### **c) Other ingredients purchased and utilized**

Other ingredients purchased and utilized during the month were not displayed in any of 35 sample schools (100%) visited by MI for MDM monitoring.

### **d) Number of students availed MDM**

Number of students availed MDM was not displayed in any of 35 sample schools (100%) visited by MI for MDM monitoring.

### **e) MDM daily menu**

In 23 sample schools (66%) MDM menu was displayed, whereas in 12 sample schools (34%) MDM menu was not displayed.

### **(ii) Display of MDM logo at prominent place preferably outside wall of the school**

Display of MDM logo at prominent place was reported in 09 sample schools (26%), whereas in 26 sample schools (74%) the same was not displayed.



## **9. TRENDS**

**Extent of variation (As per school records vis-à-vis Actual on the day of visit)**

<b>No.</b>	<b>Details</b>	<b>On the day of visit</b>
i.	Enrollment (2012)	7269
ii.	Enrollment (2013)	6869
iii.	Enrollment (2014)	6527

iv.	No. of children attending the school on the day of visit	4930
v.	No. of children availing MDM as per MDM Register (last day)	5340
vi.	No. of children availing MDM as per MDM Register (visit day)	4930
vii.	No. of children actually availing MDM on the day of visit (last day)	5340
viii.	No. of children actually availing MDM on the visit day	4930

As per the above figures 75% of the children attended schools against 2014 enrolment. 100% of children availed MDM as per MDM register on the day of visit by MI. Regarding percentage of children actually availed MDM on the visit day was 100% respectively.

## **10. SOCIAL EQUITY**

**(i) Did you observe any gender or caste or community discrimination in cooking or serving or seating arrangements?**

In all the 35 schools (100%) where MDM was served to children, no discrimination (gender, caste and community) in cooking or serving or seating arrangements has been observed by MI.

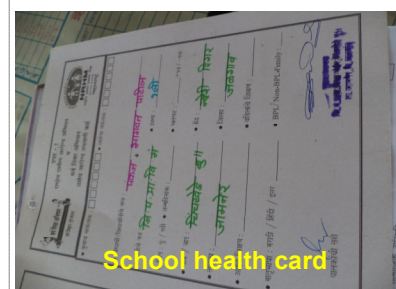
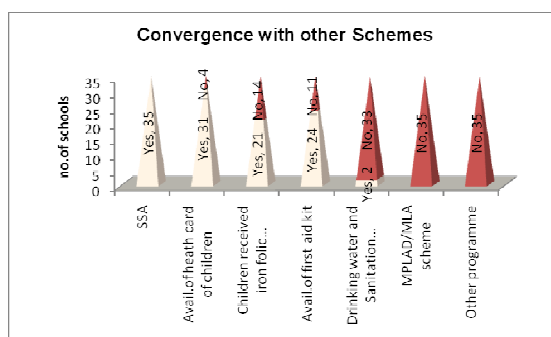
Table 7: Gender/Caste/Community discrimination in Cooking/Serving/ Seating arrangements

	Number	Percentage (%)
Yes	0	0
No	35	100

## **11. Convergence with Other Schemes**

**(i) SSA**

In all the 35 sample schools (100 %) MDM had convergence with SSA in using the grants of SSA for





purchase of first aid kit items, towel, mirror and soaps etc.

**(ii) School Health Programme**

**(a) Is there school Health Card maintained for each child?**

School Health Card for each School child was maintained in 31 sample schools (89%), whereas in 04 sample schools (11%) School Health Card for each School child was not maintained.

**(b) What is the frequency of health check-up?**

In all the 31 schools (100%) where School Health Card for child was maintained, the frequency of health check-up was yearly.

**(c ) Whether children are given micronutrients (Iron, folic acid, vitamin – A dosage) and de-worming medicine periodically?**

In 21 sample schools (60%) children were given micronutrients (Iron, folic acid, vitamin – A dosage) and de-worming medicine in the schools through Medical and Health Department, whereas in 14 sample schools (40%) children were not given micronutrients (Iron, folic acid, vitamin – A dosage) and de-worming medicine in the schools through Medical and Health Department.

Table 8: Children given micronutrients

	Number	Percentage (%)
Yes	21	60
No	14	40

**(d) Who administers these medicines and at what frequency?**

These medicines were administered by school teachers in the schools with support from health department. Out of 21 sample schools where children were given micronutrients, the frequency of these medicines was yearly in all the 21 sample schools (100%).

**(e) Whether height and weight record of the children is being indicated in the school health card?**

Out of 31 sample schools where availability of School Health Card was reported available, height and weight record of the children is being indicated in the school health card in 15 sample schools (48%), whereas in 16 sample schools (52%) the same was not reported.

**(f) Whether any referral during the period of monitoring?**

Referral services had not been provided to children during the period of monitoring.

**(g) Instances of medical emergency during the period of monitoring**

Instances of medical emergency had not been provided during the period of monitoring.



**(h) Availability of the first aid medical kit in the schools**

Availability of the first aid medical kit was reported in 24 sample schools (69%), whereas in 11 sample schools (31%) the first aid medical kit was not reported.

**(i) Dental and eye check-up included in the screening**

Dental and eye check-up was included in the screening in 15 schools (43%), whereas in 20 sample schools (57%) dental and eye check-up was not included in the screening.

**(j) Distribution of spectacles to children suffering from refractive error**

Distribution of spectacles to children suffering from refractive error was reported only in 02 sample schools (6%), whereas in 33 sample schools (94%) the same was not reported.

**(iii) Drinking Water and Sanitation programme**

**(d) Whether potable water is available for drinking purpose in convergence with Drinking Water and Sanitation programme?**

Potable water for drinking purpose was available only in 02 sample schools (6%) in convergence with Drinking Water and Sanitation programme, whereas in 33 sample schools (94%) potable water for drinking purpose was available under other scheme.

#### **(iv) MPLAD/ MLA Scheme**

MDM scheme did not receive any support under MPLAD/MLA scheme in any of 35 sample schools (100%).

#### **(v) Any other Department/Scheme**

MDM scheme did not receive any support from other department/Scheme.

## **12. INFRASTRUCTURE**

### **1. Kitchen-cum-Store**

Out of 35 sample schools where MDM was monitored by MI, fabricated / pucca kitchen shed-cum-store was constructed in 23 (66%) sample schools, whereas in 12 sample schools (34%) pucca /fabricated kitchen shed-cum-store was not constructed.



#### **(i) Constructed and in use**

Out of 23 sample schools where pucca/ fabricated kitchen-shed cum store had been constructed it was being used in 22 schools (96%).

#### **(ii) Constructed but not in use**

In 01 sample school (4%) newly constructed kitchen-shed cum store was not in use.

Head teacher /Teachers / SMC reported that the fabricated kitchen-shed is not safe and may cause damage due to fire. In school firewood is use for cooking. The fabricated kitchen-shed is of PVC materials on the four walls with roof of corrugated sheet.

#### **(iii) Under construction**

In 03 sample schools pucca kitchen-shed cum store was under construction.

#### **(iv) Under which scheme Kitchen-cum-store constructed**

Out of 25 sample schools where Kitchen-cum-store was either constructed or under construction, it was constructed under MDM scheme.

**v. In case the pucca kitchen shed is not available, where is the food being cooked and where the food grains /other ingredients are being stored?**

In the sample schools visited by MI where pucca kitchen shed cum store had not been constructed for preparing MDM, food was being cooked in the open.

Regarding storage of food grains, in 16 sample schools (46%) food grains / other ingredients were being stored in the classroom, in 19 sample schools (54%) food grains / other ingredients were being stored in the storeroom.

**vi. What is the kind of fuel used?**

In all the 25 sample schools where MDM was prepared at school level (100%), firewood was used for MDM preparation.



**vii. Whether on any day there was interruption due to non availability of firewood or LPG?**

Not applicable.

**2. Kitchen devices**

**i. Whether utensils used for cooking food are adequate? Source of funding for cooking and serving utensils.**

Utensils used for cooking and serving food were adequate in all the 25 sample schools (100%), where MDM was prepared at school. Sources of funding for cooking and serving utensils



were either MDM department or school facility grant or contribution from community / Gram Panchayat in the sample schools.

**ii) Whether eating plates etc are available in the school? Source of funding for eating plates?**

In 33 sample schools (94%) eating plates for children taking MDM were available in the school, whereas in 02 sample schools (6%) eating plates for children taking MDM were not available in the school. The source of funding for eating plates was either MDM department or School Facility grant or contribution from community.

**3. Availability of Storage bins**

**(i) Whether storage bins are available for food grains? Source of their procurement.**

In 26 sample schools (74%) storage bins were available for food grains, whereas in 09 sample schools (26%) storage bins were not available for food grains.



**4. Toilets in the school**

**(i) Availability of separate toilet for the boys and girls.**

Out of 35 sample schools visited by MI, in 33 sample schools (94%) toilets were available, whereas in 02 sample schools (6%) toilet was not available. Regarding availability of separate toilets for boys and girls, the same was reported in 28 sample schools (85%), whereas in 01 sample school (3%) availability of separate toilets for boys and girls was not reported and 04 sample schools (12%) were either only for boys or only for girls.

**(ii) Are toilets usable?**

Whether all toilets were usable was reported in 25 sample schools (76%), whereas in 08 sample schools (24%) all toilets were not usable.

**5. Availability of potable water**

**(i) Source of potable water in the school.**

Drinking water supply was available in 34 sample schools (97%) visited by MI, whereas in 01 sample school (3%) drinking water supply was not

available. Regarding source of drinking water, out of 34 sample schools where drinking water supply was available, in 01 sample school (3%) it was well, in 02 sample schools (6%) it was hand pump, in 03 sample schools (9%) it was bore-well, in 28 sample schools (82%) it was tap water.

## **6. Availability of fire extinguisher**

Availability of fire extinguisher was reported in 27 sample schools (77%), whereas in 08 sample schools (23%) availability of fire extinguisher was not reported. Regarding functional status of fire extinguisher, the same was reported only in 08 sample schools (30%) out of 27 sample schools where the availability of fire extinguisher was reported, whereas in 19 sample schools (70%) the functionality of the same was not reported.

## **7. IT infrastructure available at school level.**

### **(a) Number of computers available in the school**

Computers were available in 15 sample schools (43%), whereas in 20 schools (57%) computers were not available.

### **(b) Availability of internet connection**

Out of 15 sample schools where computers were available, availability of internet connection was reported in 01 sample school (7%), whereas in 14 sample schools (93%) internet connection was not available.

### **(c) Using any IT enabled services (e-learning).**

02 sample schools (13%) were using IT enabled services.

## **13. SAFETY & HYGIENE**

### **(i) General Impression of the environment, Safety and hygiene**

Out of 35 sample schools where MDM was served to children, MDM impact on safety was reported very good in 01 sample school (3%), good in 26 sample schools (74%) and in 08 sample schools (23%) the same was



reported average. MDM impact on cleanliness (hygiene) was reported very good in 01 sample school (3%), good in 26 sample schools (74%) and in 08 sample schools (23%) the same was reported average. In 02 sample schools (6%) MDM impact in maintaining discipline amongst children was found very good, in 25 schools (71%) the same was reported good and in 08 sample schools (23%) the same was reported average.

**ii. Are children encouraged to wash hands before and after eating?**

In 12 sample schools (34%) children were encouraged to wash hands before taking MDM, similarly in 11 schools (31%) children washed their hands after taking MDM.

**iii. Do the children take meals in an orderly manner?**

In 30 sample schools (86%) children take meals in an orderly manner, whereas in 05 sample schools (14%) the same was not reported.

**iv. Conservation of water?**

Out of 35 schools where MDM was served to children, in 26 sample schools (74%) children conserved water while washing food plates, while in 09 sample schools (26%) the same was not followed.

**v. Is the cooking process and storage of fuel safe, not posing any fire hazard?**

In 34 sample schools (97%) where MDM was prepared in school cooking process and storage of fuel were safe, not posing any fire hazard, whereas in 01 sample school (3%) the same was not reported.

**14. COMMUNITY PARTICIPATION**

**(i) Extent of participation by Parents/ SMCs/ Panchayat /Urban bodies in daily supervision, monitoring, participation**

The extent of participation by Parents/SMCs/Panchayat/ in daily supervision, monitoring was satisfactory. In 33 sample schools (94%) Gram Panchayat /SMC members participated in supervision and monitoring of MDM. The extent of monitoring MDM was daily in 01

sample school (3%), weekly in 15 sample schools (45.4%), fortnightly in 02 sample schools (6%) and monitoring MDM was monthly in 15 sample schools (45.4%).

**(ii) Is any roster being maintained of the community members for supervision of the MDM?**

No such roster is being maintained by the community members for supervision of the MDM.

**(iii) Is any social audit mechanism in the school?**

No social audit has been reported in the sample schools.

**(iv) Number of meetings of SMC held during the monitoring period**

In 04 sample schools (11%) less than six SMC meetings was held during last one year, whereas in 31 sample schools (89%) 6 to 12 SMC meetings were held during last one year.

**(v) In how many of these meetings issues related to MDM were discussed?**

Regarding frequency of discussion on MDM in SMC meetings, in 04 sample schools (11%) issues related to MDM were discussed in one to five meetings, in 23 sample schools (66%) issues related to MDM were discussed in six to ten meeting and in 08 sample schools (23%) issues related to MDM were discussed in more than ten meetings.

## **15. INSPECTION & SUPERVISION**

**i) Is there any inspection register available at school level?**

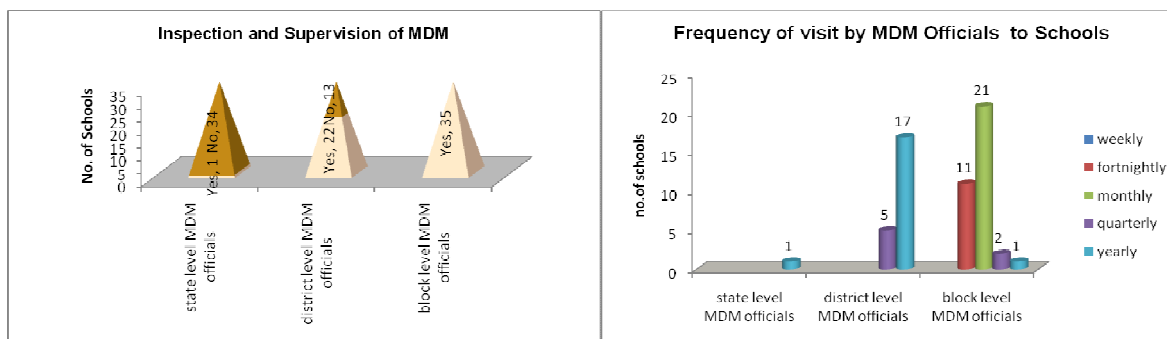
Inspection register was available in 33 sample schools (94%), whereas in 02 sample schools (6%) the same was not reported.

**(ii) Whether school has received any funds under MME component?**

School has not received any funds under MME component in any of 35 sample schools (100%).

**(iii) Has the mid day meal programme been inspected by any state/ district /block level officers/officials? Frequency of such inspections.**



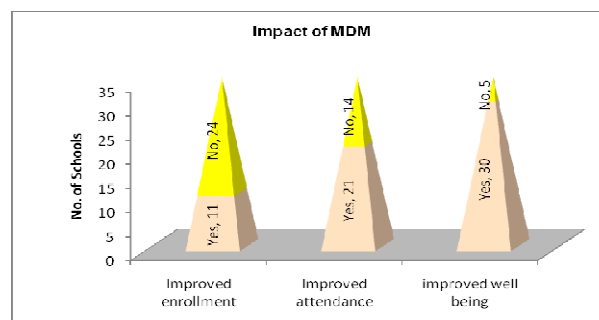


Out of 35 sample schools where MDM was served to children, only 01 sample school (3%) had been inspected by state level MDM officials. 22 sample schools (63%) had been inspected by district level MDM officials, whereas all the 35 sample schools (100%) had been inspected by block level officials. Thus, monitoring by State officials was not a regular phenomenon. The frequency of MDM district level officials' inspection was quarterly in 05 sample schools (23%) and yearly in 17 sample schools (77%). The frequency of MDM block level officials' inspection was fortnightly in 11 sample schools (31%), monthly in 21 sample schools (60%), and quarterly in 02 sample schools (6%) and yearly in 01 sample school (3%).

## **16. IMPACT**

**i) Has the mid day meal improved the enrolment, attendance of children in school, general well being (nutritional status) of children? Is there any other incidental benefit due to serving cooked meal in schools?**

In 11 sample schools (31%) teachers /headmasters reported (as per their perception) that MDM improved the enrolment, whereas in 21 sample schools (60%) teachers reported that MDM improved attendance of children in schools and in 30 sample schools (86%) teachers reported that MDM improved general well being (nutritional status) of children.



**(ii) Whether mid day meal has helped in improvement of the social harmony?**

In 34 sample schools (97%) mid day meal has helped in improvement of the social harmony.

**17. Grievance Redressal Mechanism**

**(i) Is there any grievance mechanism in the district for MDMS?**

At district level MDM cell for hearing grievance was not constituted. However, all the 35 sample schools reported that they had number of MDM in charge at the district level.

**(ii) Whether district/block/school have any toll free number?**

The district and blocks do not have any toll free number. The State has toll free number.

**18. Brief write-up - Report of MI Observation**

As per district report and discussions with CEO and other officials of education department associated with MDM supply and management in the district it has been realized that there should be full time officials appointed/ posted for the post at the District and Block level to coordinate with schools and various departments of help namely, Health, etc.

It has been also realized that there should be full-fledged office headed by official at district level for management of MDM in the district supported by some secretarial staffs and experts in charge of nutrition. The full time office may take care of timely release of conversion cost, training of cook cum helper, supply of grains and payment to cook cum helper, and also liaison with State rather than any action taking place at district level only after releases from State.

The districts faced problem of release of conversion cost as they did not release to any Block after June, 2014. The conversion cost till June, 2014 was in a process to get released in August, 2014. Similarly, the cook cum helper working under MDM in the schools largely from poor families and widows were not given honorarium after March, 2014. This shows that the MDM in the district lacks priority.

Also, the constructions of fabricated kitchen were less preferred by the local SMC/ Head teacher/ Panchayat members due to its safety. The superstructure walls were made up of PVC sheets.

List of Schools - District Jalgaon										
S. No.	School Name	DISE Code	Category of school	Sample Schools						
				urban areas	Special training centres	Civil works sanctioned	NPEGEL Schools	Minimum of 3 CWSN	CALP	KGBV
1	ZP PS Nimgaon	27031500501	UPS						1	
2	ZP Girls PS Kolwad	27031504101	PS							
3	ZP PS Kasve	27031507001	PS							
4	ZP PS Marathi (B) Sangvi Budruk	27031504301	PS							
5	ZP UPS- Hingona	27031506303	UPS							
6	ZPPS Urdu shala- Sakali	27031507903	PS							
7	ZP PS Chunchale	27031504801	PS							
8	Sharda viddh. Sakali	27031507904	UPS							
9	ZP PS Lalmati	27031405201	PS							
10	ZP UPS Rasalpur	27031407501	UPS							
11	ZP PS Khanapur	27031401301	PS							
12	ZP PS Vagor	27031411201	PS							
13	ZP UPS kendriya shala Kochur	27031403601	UPS					1	1	
14	ZP UPS Kumharkhera	27031403101	UPS					1	1	
15	ZP Boys UPS Savkhera	27031402801	UPS						1	
16	NP UPS No.-20, Bhusawal	27030305315	UPS	1						
17	ZP PS Urdu Kanale	27030303202	PS							
18	ZP UPS -Kanale	27030302301	UPS					1		
19	ZP UPS Fulgaon	27030301101	UPS						1	
20	ZP PS Meergavahan	27030304201	PS							
21	NP PS No.-2		PS	1						
22	MNP PS No.-48 Jalgaon	27031601001	PS	1						
23	MNP Girls UPS No.-42, Jalgaon	27031600902	UPS	1				1		
24	MNP UPS No.-4, Jalgaon	27031602204	UPS	1				1		
25	MNP UPS No.-2, Jalgaon	27031601401	UPS	1					1	
26	MNP UPS No.-56	27031602110	UPS	1						
27	MNP PS No.-3, Jalgaon	27031601407	PS	1						
28	MNP UPS No.-32	27031600603	UPS	1						
29	ZP UPS Marathi, Jamner	27031002902	UPS					1		
30	ZP PS Garkhera	27031002301	PS							
31	ZP UPS Chinchkhera Bud.	27031005801	UPS							
32	NP UPS Urdushala No.-7	27030115902	UPS	1						
33	ZP PS Hedave	27030107201	PS							
34	ZP UPS Dharangaon	27030701701	UPS	1				1		
35	ZP PS kendra shala Jhurkhera	27030708801	PS							
36	ZP PS Lasur	27030608401	STC		1					
37	ZP PS Chunchale	27030607901	STC		1					
38	ZP UPS Akhatware	27030603001	STC		1					
39	ZP PS Umarde	27030801601	STC		1					
40	Padmalya UPS Arandol	27030800909	STC		1					
	<b>Total</b>			<b>10</b>	<b>5</b>	<b>0</b>	<b>0</b>	<b>7</b>	<b>6</b>	<b>0</b>

## LIST OF ABBREVIATIONS

AIE	-	Alternative and Innovative Education
ACRs	-	Additional Classrooms
APC	-	Assistant Project Coordinator
APS	-	Aided Primary School
AMS	-	Aided Middle School
AHS	-	Aided High School
BRC	-	Block Resource Centre
BRP	-	Block Resource Person
BRCF	-	Block Resource Centre Facilitator
CRC	-	Cluster Resource Centre
CWSN	-	Children with Special Need
CDECS	-	Centre for Development Communication & Studies
DEO	-	District Education Officer
DIET	-	District Institute of Education and Training
DPO	-	District Project Office
EGS	-	Education Guarantee Scheme
ECCE	-	Early Childhood Care and Education
JE	-	Junior Engineer
KGBV	-	Kasturba Gandhi Balika Vidyalaya
MDMS	-	Mid Day Meal Scheme
MI	-	Monitoring Institute
NGOs	-	Non Government Organizations
NPEGEL		National Programme For Education of Girls at Elementary Level
OBCs	-	Other Backward Castes
PHED	-	Public Health Engineering Department
OoSC	-	Out of School Children
PRIs	-	Panchayat Raj Institutions
RTE	-	Right To Education
SCs	-	Scheduled Castes
SG	-	School Grants
SHGs	-	Self Help Groups
SPO	-	State Project Office
SMC	-	School Management Committee
SSA	-	Sarva Shiksha Abhiyan
STs	-	Scheduled Tribes
STCs	-	Special Training Centres
SFG	-	School Facility Grant
SCERT	-	State Council For Educational Research and Training
TLM	-	Teaching Learning Material

Letter showing comments and suggestions of the Directorate of education,  
Maharashtra State, Pune on draft report



GOVERNMENT OF MAHARASHTRA  
**DIRECTORATE OF PRIMARY EDUCATION**  
Maharashtra State

Central Building, Dr. Annie Besant Road, Pune 411001

Tel : (020) 2612 1394  
(020) 2612 8157

Fax : (020) 2612 5874  
E - mail : depmah@gmail.com




No. MDM/2014-15/304 | 18975738  
Date : 02/01/2015

To,  
Dr. Upendra .K. Singh  
Nodal Officer  
Center for Development Communication & Studies, Jaipur.

**Sub : About First Half Yearly Monitoring Report 2014-15**  
**Ref :- Your vide letter CDECS/MHRD(SSA & MDM.MI)/**  
**3344/2014, dated 11<sup>th</sup> December, 2014**

With refrence to above letter, Draft report on 1<sup>st</sup> half yearly monitoring of 04 districts (Nandurbar, Mumbai-sub, Ahmadnagar, & Jalgaon ) for the period 01 April, 2014 to 30 September, 2014 under MDM has been received. We accept your findings and recommendation, you can finalize the report. We will inform finding and recommendation to respective district.

Thanking you,

  
(Govind Nandede)  
Jt. Director  
Directorate of Primary Education,  
Maharashtra, Pune

C:My Documents:Revati:English letter